

Board Briefing



TO: Board of Directors

FROM: Debra A. Johnson, General Manager and CEO

DATE: July 15, 2021

SUBJECT: Board Briefing Documents - July 2021

A handwritten signature in blue ink, appearing to read "Debra Johnson", positioned to the right of the "FROM:" line.

This addition to the Board Briefing documents for the month of July can be found on the landing page entitled "Board Briefing" website: <https://www.rtd-denver.com/board-briefing-documents>.

Once reviewed, should Board members have questions regarding the subject matter or information items, a detailed inquiry should be sent to board.office@rtd-denver.com.

Listed below are the Board Briefing documents by topic and date:

Updates

- Bus Operations Service Availability – June 2021
- Unaudited Monthly Financial Statement Report – May 2021
- Status of Federal COVID-19 Grant Relief Funding July 2021
- 2021 Performance Report – First Quarter
- Rail Operations Briefing May 2021
- Connecting with Customers
- Contract Awards/Current Solicitations/Solicitations In Process – July 9, 2021
- Summary of Monthly Purchasing Activity, New Contracts and Purchase Order Activity Reports – May 2021

Bus Operations Service Availability – June 2021

RTD fixed-route bus operations provided 99.81% of all scheduled hours of bus service in June 2021. Lost service hours for personnel related reasons reflects an improvement as compared to the same month (June) last year. Lost service for personnel related reasons follows:

- June 2021 – 18.17 hours
- June 2020 – 7.61 hours
- Year to date hours for 2021 – 514.59 hours
- Year to date hours 2020 – 1551.60 hours

Contributing to service/staffing challenges in June were emergency bus and elevator bridges, the COVID-19 pandemic and the pandemic service reduction.

While RTD did provide 99.81% of all scheduled hours of service in the month, it was necessary to cover 0 shifts with RTD operators working a 6th day (one of their scheduled days off). This represents approximately 0 hours of service being provided by a “6th day” RTD operator. Additionally, our contractor partners, First Transit and TransDev, covered 0 shifts, or approximately 0 hours of service, with operators working a “6th day”.

The tables below reflect employees who were separated due to retirements, resignations, and termination while not including reduction in force (RIF) and recall numbers.

Recruitment/Retention				
Category	Hired	Separated	Hired	Separated
2021			2020	
June	12	10	14	22
Year to Date *	45	80	148	245

Headcount - Bus Operators – June 2021				
Category	Budgeted	Current	Vacancies	Vacancy Ratio
FT	720	733	-13	-1.81
Total	720	733	-13	-1.81%

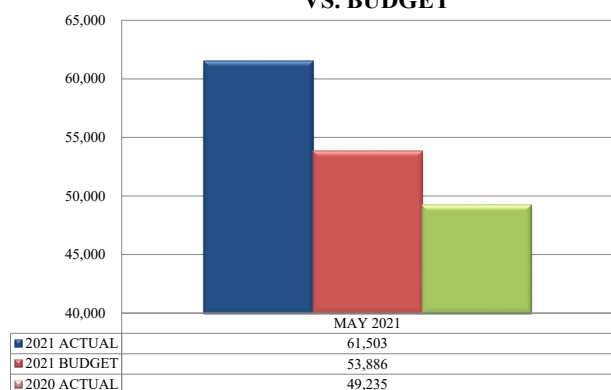
Unaudited Monthly Financial Statement - May 2021

MAY 2021 ACTUAL VS. BUDGET		YTD 2021 ACTUAL VS. BUDGET		MAY 2021 VS. 2020		YEAR TO DATE 2021 VS. 2020	
S&U TAX 14.1%	↑	S&U TAX 10.1%	↑	S&U TAX 24.9%	↑	S&U TAX 18.9%	↑
RIDERSHIP -5.6%	↓	RIDERSHIP -9.1%	↓	RIDERSHIP 20.4%	↑	RIDERSHIP -42.7%	↓
FARE REVENUE -17.7%	↓	FARE REVENUE -27.1%	↓	FARE REVENUE -5048.8%	↑	FARE REVENUE -26.6%	↓

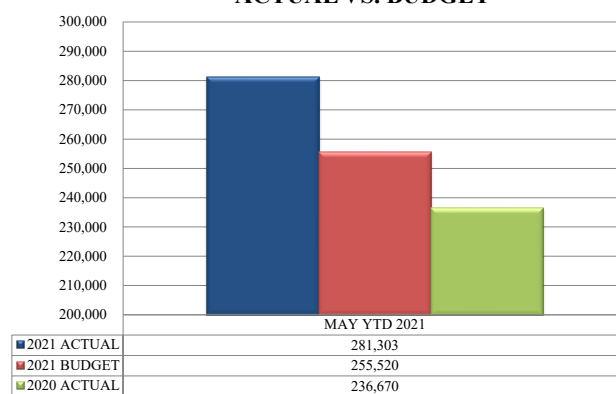
SALES AND USE TAX MAY 2021

(In Thousands)	2021 ACTUAL	2021 BUDGET	VARIANCE	VARIANCE %	2020 ACTUAL	VARIANCE TO 2020	VARIANCE % TO 2020
MONTH	61,503	53,886	7,617	14.1%	49,235	12,268	24.9%
YTD	281,303	255,520	25,784	10.1%	236,670	44,633	18.9%

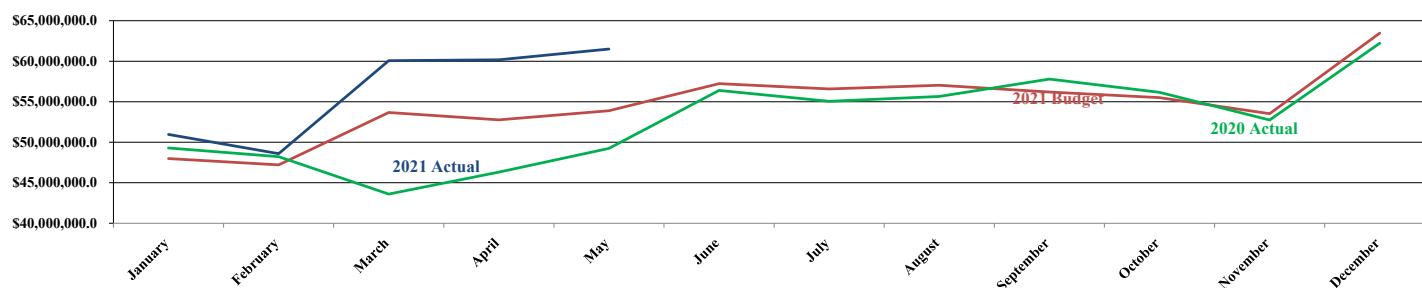
S&U TAX - MAY 2021
VS. BUDGET ACTUAL



S&U TAX - YTD
ACTUAL VS. BUDGET



SALES AND USE TAX TRENDS



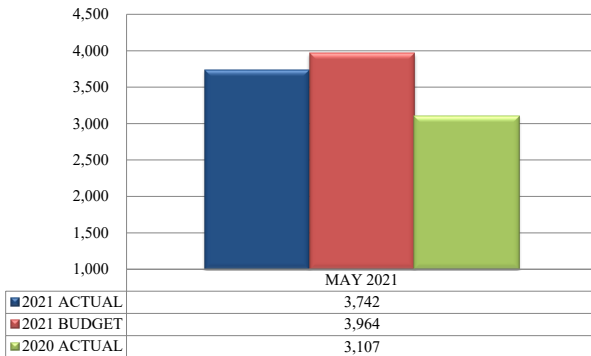
Ridership May 2021



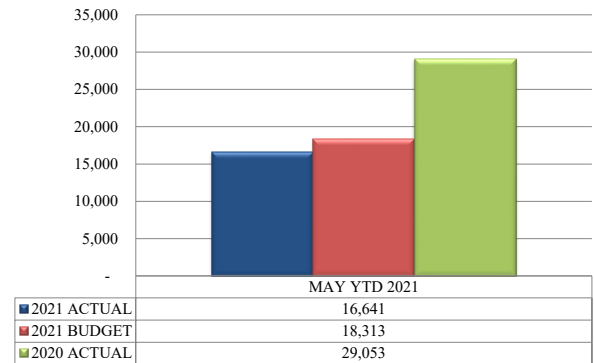
(In Thousands)

	2021 ACTUAL	2021 BUDGET	VARIANCE	VARIANCE %	2020 ACTUAL	VARIANCE	VARIANCE % to 2020
MONTH	3,742	3,964	(222)	-5.6%	3,107	635	20.4%
YEAR TO DATE	16,641	18,313	(1,672)	-9.1%	29,053	(12,412)	-42.7%

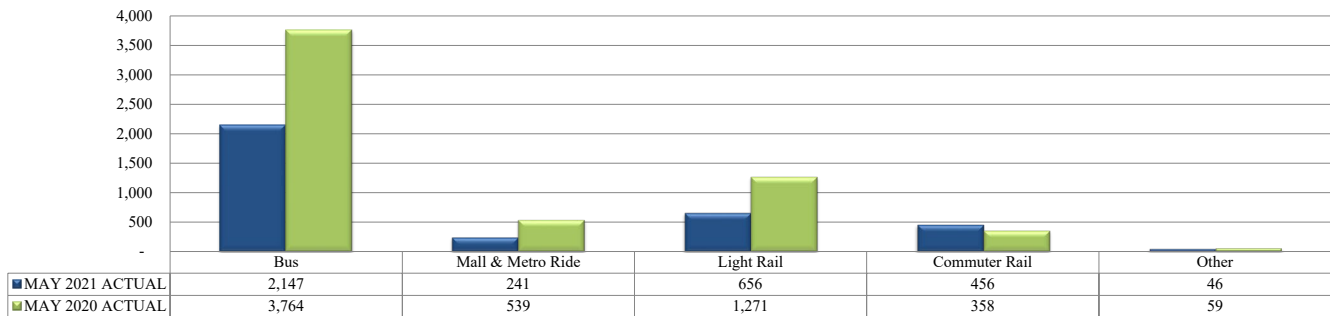
**RIDERSHIP - MAY 2021
ACTUAL VS. BUDGET**



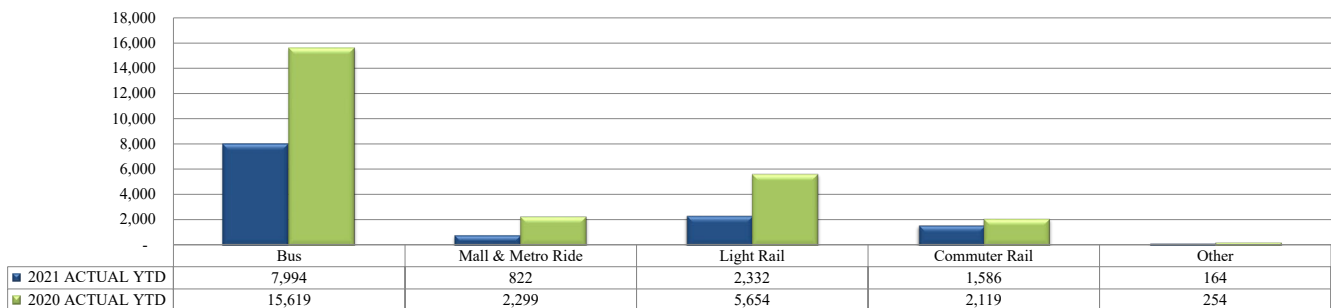
**RIDERSHIP - YTD
ACTUAL VS. BUDGET**



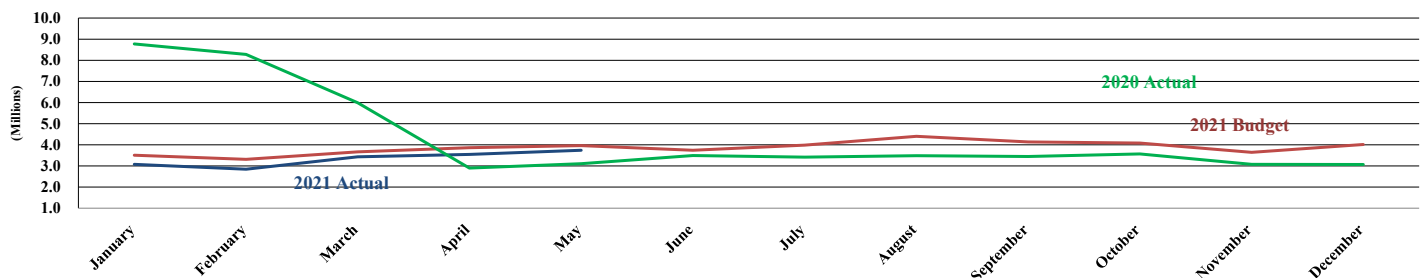
RIDERSHIP BY TYPE - MAY 2021



RIDERSHIP BY TYPE - YTD



RIDERSHIP TRENDS



Fares were suspended on April 5, 2020 and resumed on July 1, 2020 due to the COVID-19 pandemic

The N Line opened on September 21, 2020. Fares were suspended for the first week and then will be only local fares for the first six months through March 27, 2021.

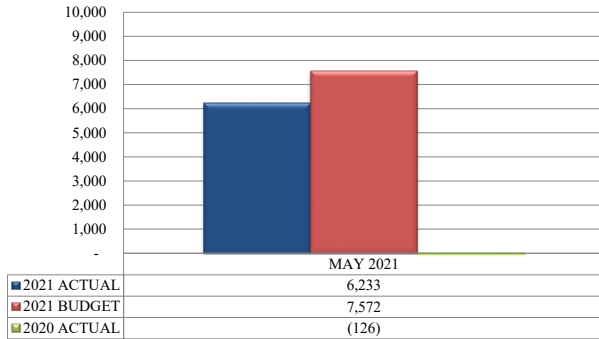
Fare Revenue May 2021



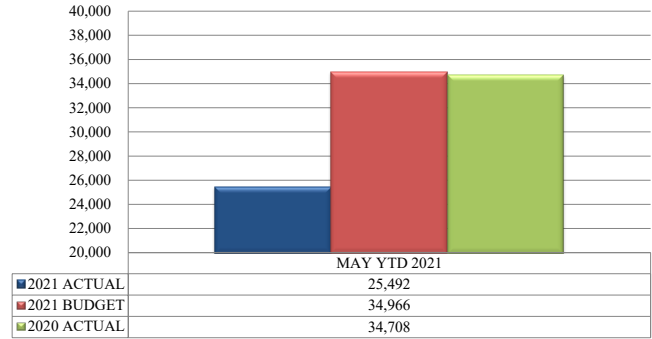
(In Thousands)

	2021 ACTUAL	2021 BUDGET	VARIANCE	VARIANCE %	2020 ACTUAL	VARIANCE	VARIANCE % to 2020
MONTH	6,233	7,572	(1,339)	-17.7%	(126)	6,359	-5048.8%
YEAR TO DATE	25,492	34,966	(9,474)	-27.1%	34,708	(9,216)	-26.6%

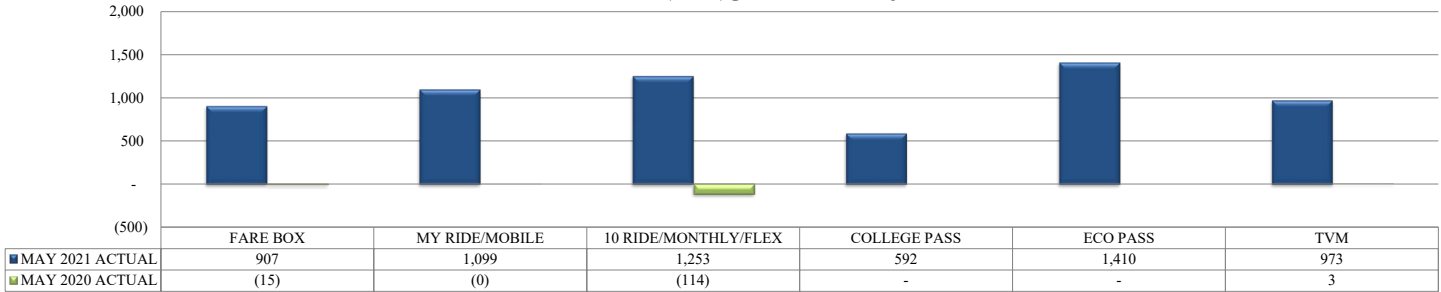
**FARE REVENUE - MAY 2021
ACTUAL VS. BUDGET**



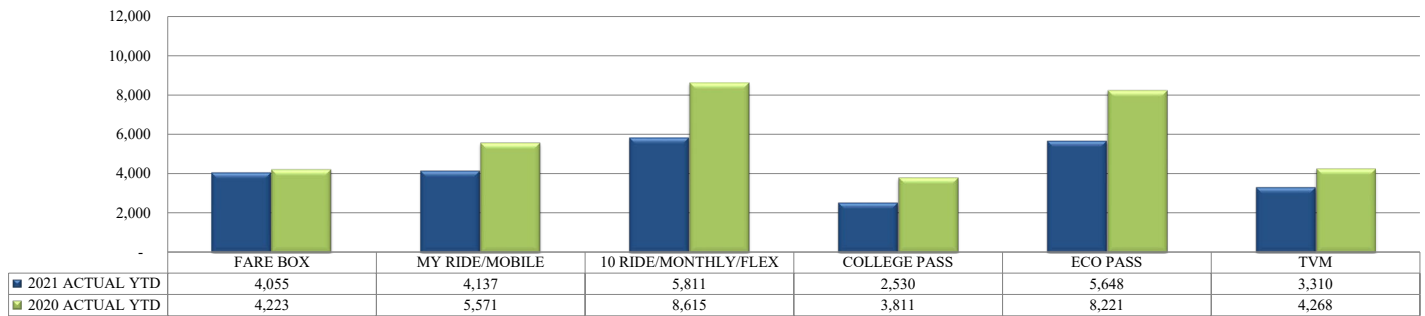
**FARE REVENUE - YTD
ACTUAL VS. BUDGET**



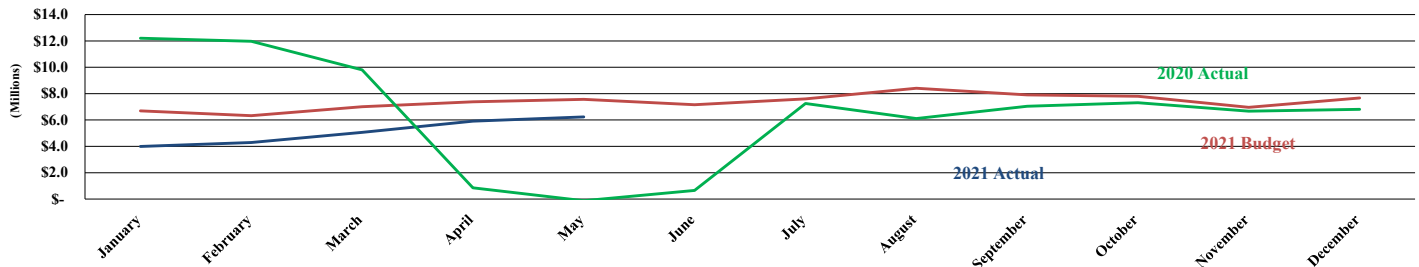
FARE REVENUE - MAY 2021



FARE REVENUE - YTD



FARE REVENUE TRENDS



Fares were suspended on April 5, 2020 and resumed on July 1, 2020 due to the COVID-19 pandemic.
The N Line opened on September 21, 2020. Fares are suspended for the first week and then will be only local fares through March 27, 2021.
The fourth quarter 2020 SB 154 ratio was 67.0% which exceeds the statutory minimum of 30.0%

**REGIONAL TRANSPORTATION DISTRICT
STATEMENT OF NET POSITION - COMBINED**

MAY 31, 2021

(UNAUDITED)

(In Thousands)



	2021 Base System	2021 FasTracks Project	2021 FasTracks Ops	2021 Combined	Dec 31, 2020 Combined	Change
ASSETS						
CURRENT ASSETS:						
Cash & Cash Equivalents	\$ 211,017	\$ 351,120	\$ 39,885	\$ 602,022	\$ 657,567	\$ (55,545)
Receivables:						
Sales Taxes	73,006	48,671	-	121,677	114,958	6,719
Grants	75,467	-	-	75,467	5,485	69,982
Other (less allowance for doubtful accts)	5,660	4,530	-	10,190	8,551	1,639
Total Net Receivables	154,133	53,201	-	207,334	128,994	78,340
Inventory	33,443	-	-	33,443	34,253	(810)
Restricted Debt Service/Project Funds	59,309	80,842	-	140,151	88,497	51,654
Other Assets	6,138	1,903	1,255	9,296	9,817	(521)
TOTAL CURRENT ASSETS	464,040	487,066	41,140	992,246	919,128	73,118
NONCURRENT ASSETS:						
Capital Assets:						
Land	171,786	689,348	-	861,134	860,458	676
Land Improvements	1,307,245	4,532,669	-	5,839,914	5,838,359	1,555
Buildings	297,053	392,883	-	689,936	689,916	20
Revenue Earning Equipment	772,204	774,940	-	1,547,144	1,361,911	185,233
Shop, Maintenance & Other Equipment	198,384	7,890	-	206,274	394,412	(188,138)
Construction in Progress	52,947	70,489	-	123,436	133,676	(10,240)
Total Capital Assets	2,799,619	6,468,219	-	9,267,838	9,278,732	(10,894)
Accumulated Depreciation	(1,593,324)	(1,207,207)	-	(2,800,531)	(2,678,674)	(121,857)
Net Capital Assets	1,206,295	5,261,012	-	6,467,307	6,600,058	(132,751)
TABOR Reserves	9,039	10,178	-	19,217	19,258	(41)
Restricted Debt Service/Debt Service Reserves	29,139	65,840	-	94,979	94,771	208
Deposits	1,500	-	-	1,500	1,500	-
TOTAL NONCURRENT ASSETS	1,245,973	5,337,030	-	6,583,003	6,715,587	(132,584)
TOTAL ASSETS	\$ 1,710,013	\$ 5,824,096	\$ 41,140	\$ 7,575,249	\$ 7,634,715	\$ (59,466)
DEFERRED OUTFLOW OF RESOURCES	\$ 34,478	\$ 25,510	\$ -	\$ 59,988	\$ 61,812	\$ (1,824)

(1) Primarily for draws submitted on the Eagle FFGA

(2) Increase in receivables for billings for annual Eco and College passes

**REGIONAL TRANSPORTATION DISTRICT
STATEMENT OF NET POSITION - COMBINED**

MAY 31, 2021

(UNAUDITED)

(In Thousands)



	2021 Base System	2021 FasTracks Project	2021 FasTracks Ops	2021 Combined	Dec 31, 2020 Combined	Change
LIABILITIES						
CURRENT LIABILITIES:						
Accounts & Contracts Payable	\$ 33,212	\$ 17,192	\$ -	\$ 50,404	\$ 89,774	\$ (39,370)
Current Portion of Long Term Debt	63,846	13,250	-	77,096	77,096	-
Accrued Compensation	25,341	-	-	25,341	27,408	(2,067)
Accrued Interest Payable	6,719	22,159	-	28,878	19,556	9,322
Other	25,333	2,001	(600)	26,734	19,173	7,561
TOTAL CURRENT LIABILITIES	154,451	54,602	(600)	208,453	233,007	(24,554)
NONCURRENT LIABILITIES:						
Long Term Debt	344,151	2,879,092	-	3,223,243	3,222,791	452
Other Long-Term Liabilities	-	568,290	-	568,290	568,290	-
Net Pension Liability	284,791	-	-	284,791	284,791	-
TOTAL NONCURRENT LIABILITIES	628,942	3,447,382	-	4,076,324	4,075,872	452
TOTAL LIABILITIES	\$ 783,393	\$ 3,501,984	\$ (600)	\$ 4,284,777	\$ 4,308,879	\$ (24,102)
DEFERRED INFLOW OF RESOURCES	\$ 25,359	\$ 5,056	\$ -	\$ 30,415	\$ 25,655	\$ 4,760
NET POSITION						
Net Investment in Capital Assets	\$ 828,127	\$ 1,855,238	\$ -	\$ 2,683,365	\$ 2,813,989	\$ (130,624)
Restricted - Debt Service, Projects and Deferrals	63,362	108,826	-	172,188	120,345	51,843
Restricted - TABOR Reserves	13,917	4,887	4,237	23,041	26,861	(3,820)
Restricted - FasTracks	-	235,069	-	235,069	216,395	18,674
FasTracks Internal Savings Account (FISA)	-	137,304	-	137,304	123,523	13,781
Board Appropriated Fund	26,200	414	12,501	39,115	41,968	(2,853)
Capital Replacement Fund	-	414	12,501	12,915	15,768	(2,853)
Unrestricted Operating Reserve/Mgt Reserve	15,400	-	12,501	27,901	15,400	12,501
Unrestricted Fund	232,832	414	-	233,246	231,843	1,403
Net Pension Liability - Represented	(244,099)	-	-	(244,099)	(244,099)	-
TOTAL NET POSITION	\$ 935,739	\$ 2,342,566	\$ 41,740	\$ 3,320,045	\$ 3,361,993	\$ (41,948)
TOTAL LIABILITIES & NET POSITION	\$ 1,744,491	\$ 5,849,609	\$ 41,140	\$ 7,635,237	\$ 7,696,527	\$ (61,290)

STATEMENT OF REVENUE, EXPENSES AND CHANGE IN NET POSITION - **COMBINED**

MAY 31, 2021

(UNAUDITED)

(In Thousands)



	YTD Base System Actual	YTD Base System Budget	YTD FasTracks Project Actual	YTD FasTracks Project Budget	YTD FasTracks Operations Actual	YTD FasTracks Operations Budget	YTD System Wide Actual	YTD System Wide Budget	\$ Favorable (Unfavorable)	% Favorable (Unfavorable)	
OPERATING REVENUE:											
Passenger Fares	\$ 17,622	\$ 24,095	\$ -	\$ -	\$ 7,869	\$ 10,871	25,491	34,966	(9,475)	-27.1%	
Advertising, Rent and Other	1,050	1,638	-	-	446	675	1,496	2,313	(817)	-35.3%	
Total Operating Revenue	18,672	25,733	-	-	8,315	11,546	26,987	37,279	(10,292)	-27.6%	
OPERATING EXPENSES											
Bus Operations	108,883	106,934	-	-	-	-	108,883	106,934	(1,949)	-1.8%	(1)
Rail Operations	22,923	28,813	-	-	24,164	34,170	47,087	62,983	15,896	25.2%	(2)
Planning	1,176	3,341	16	937	-	-	1,192	4,278	3,086	72.1%	(3)
Capital Programs	17,037	20,410	2,250	718	772	1,227	20,059	22,355	2,296	10.3%	(4)
Safety, Security and Asset Management	8,396	10,516	-	-	3,648	4,963	12,044	15,479	3,435	22.2%	(5)
General Counsel	5,424	7,018	84	97	-	-	5,508	7,115	1,607	22.6%	(6)
Finance and Administration	19,251	20,804	33	-	-	-	19,284	20,804	1,520	7.3%	(7)
Communications	4,481	5,670	-	-	27	24	4,508	5,694	1,186	20.8%	(8)
Executive Office	3,757	4,319	-	-	-	-	3,757	4,319	562	13.0%	(9)
Board Office	370	400	-	-	-	-	370	400	30	7.5%	(10)
FasTracks Service Increase	(8,060)	(8,060)	8,060	8,060	-	-	-	-	-	0.0%	
Depreciation and Other Non-Departmental	49,405	39,779	102,972	84,870	1,548	24,860	153,925	149,509	(4,416)	-3.0%	
Total Operating Expenses	233,043	239,944	113,415	94,682	30,159	65,244	376,617	399,870	23,253	5.8%	
OPERATING INCOME/(LOSS)	(214,371)	(214,211)	(113,415)	(94,682)	(21,844)	(53,698)	(349,630)	(362,591)	12,961	3.6%	
NONOPERATING REVENUE (EXPENSES)											
Sales & Use Tax	168,782	153,312	101,175	57,879	11,346	44,329	281,303	255,520	25,783	10.1%	
Operating Grants	62,682	36,908	2,247	377	7,193	-	72,122	37,285	34,837	93.4%	(11)
Investment Income	211	-	7,346	-	-	-	7,557	-	7,557	0.0%	
Other Income	1,456	1,317	3,461	3,466	-	43	4,917	4,826	91	1.9%	
Gain/(Loss) Capital Assets	218	-	(385)	-	-	-	(167)	-	(167)	0.0%	
Interest Expense	(5,775)	(6,100)	(64,017)	(67,369)	-	-	(69,792)	(73,469)	3,677	5.0%	
Net Nonoperating Revenue (Expense)	227,574	185,437	49,827	(5,647)	18,539	44,372	295,940	224,162	71,778	32.0%	
INCOME BEFORE CAPITAL GRANTS	13,203	(28,774)	(63,588)	(100,329)	(3,305)	(9,326)	(53,690)	(138,429)	84,739	-61.2%	
Capital Grants and Local Contributions	11,781	6,681	353	14,981	-	-	12,134	21,662	(9,528)	-44.0%	
INCREASE/(DECREASE) IN NET POSITION	\$ 24,984	\$ (22,093)	\$ (63,235)	\$ (85,348)	\$ (3,305)	\$ (9,326)	\$ (41,556)	\$ (116,767)	\$ 75,211	-64.4%	

- (1) Variance is due to call back of laid-off frontline employees in January
- (2) Variance is due to lower labor, repair parts and purchased transportation
- (3) Variance is due to projects budgeted evenly across year but not yet started
- (4) Variance is due to timing of project expenses not yet incurred, many of which are grant-funded
- (5) Variance is due to lower outside security services costs
- (6) Variance is due primarily to timing of outside counsel costs related to litigation as well as lower insurance claims costs
- (7) Variance is due to timing of outside IT services costs for projects.
- (8) Variance is due to timing of outside printing costs for schedules, other outside services and special events.
- (9) Variance due to coding of certain budgeted compensation done at the Executive level for confidentiality purposes regarding January layoffs
- (10) Variance due to timing of Accountability Committee invoices
- (11) Variance due to drawing CRRSAA grant funds that weren't known for the 2021 Adopted Budget when appropriated by the RTD Board

REGIONAL TRANSPORTATION DISTRICT
1% SALES AND USE TAX REVENUE - SYSTEM WIDE

MAY 31, 2021

(In Thousands)



2021 ACTUAL VS. BUDGET

	January 2021	February 2021	March 2021	April 2021	May 2021	June 2021	July 2021	August 2021	September 2021	October 2021	November 2021	December 2021	Total Year To Date
Actual	\$ 50,966	\$ 48,590	\$ 60,070	\$ 60,174	\$ 61,503	\$ -	\$ -	\$ -	\$ -	\$ -	\$ -	\$ -	\$ 281,303
Budget	47,994	47,207	53,678	52,755	53,886	57,238	56,572	57,026	56,192	55,510	53,521	63,464	655,042
Favorable/(Unfavorable)	\$ 2,972	\$ 1,383	\$ 6,391	\$ 7,419	\$ 7,618								
% Favorable/(Unfavorable) - Month	6.2%	2.9%	11.9%	14.1%	14.1%								
% Favorable/(Unfavorable) - YTD	6.2%	4.6%	7.2%	9.0%	10.1%								

2021 VS. 2020 ACTUALS

Net Sales & Use Tax Received	January	February	March	April	May	June	July	August	September	October	November	December	Total
2021	\$ 50,966	\$ 48,590	\$ 60,070	\$ 60,174	\$ 61,503	\$ -	\$ -	\$ -	\$ -	\$ -	\$ -	\$ -	\$ 281,303
2020	49,293	48,223	43,604	46,315	49,235	56,393	55,044	55,653	57,796	56,151	52,740	62,218	632,665
Change from to 2020	\$ 1,673	\$ 367	\$ 16,466	\$ 13,859	\$ 12,269								
% Increase/(Decrease) by Month vs. 2020	3.4%	0.8%	37.8%	29.9%	24.9%								
% Increase YTD vs. 2020	3.4%	2.1%	13.1%	17.3%	18.9%								

REGIONAL TRANSPORTATION DISTRICT
RIDERSHIP
(UNAUDITED)



2021 RIDERSHIP (in Thousands)																
	Jan	Feb	Mar	Apr	May	June	July	Aug	Sep	Oct	Nov	Dec	YTD 2021	YTD 2020	Change	% Change
Fixed Route	1,881	1,740	2,056	2,079	2,127	-	-	-	-	-	-	-	9,883	16,911	(7,029)	-41.6%
Flatiron Flyer	41	40	48	53	55	-	-	-	-	-	-	-	236	803	(567)	-70.6%
FlexRide & Special Services	13	14	15	15	15	-	-	-	-	-	-	-	72	137	(65)	-47.6%
Total Bus Service	1,935	1,793	2,120	2,147	2,196	-	-	-	-	-	-	-	10,191	17,852	(7,661)	-42.9%
C Line	29	-	-	-	-	-	-	-	-	-	-	-	29	743	(714)	-96.1%
D Line	77	95	120	123	132	-	-	-	-	-	-	-	547	727	(179)	-24.7%
E Line	153	142	176	189	207	-	-	-	-	-	-	-	867	1,119	(251)	-22.5%
F Line	-	-	-	-	-	-	-	-	-	-	-	-	-	645	(645)	-100.0%
H Line	90	83	100	105	116	-	-	-	-	-	-	-	493	1,146	(653)	-57.0%
L Line	25	22	27	26	26	-	-	-	-	-	-	-	127	179	(52)	-29.3%
R Line	57	53	65	69	75	-	-	-	-	-	-	-	320	567	(248)	-43.6%
W Line	123	111	128	144	161	-	-	-	-	-	-	-	666	1,113	(448)	-40.2%
Total Light Rail	555	506	616	656	717	-	-	-	-	-	-	-	3,049	6,240	(3,191)	-51.1%
A Line	268	256	327	343	393	-	-	-	-	-	-	-	1,586	1,796	(210)	-11.7%
B Line	7	6	6	8	9	-	-	-	-	-	-	-	36	98	(63)	-63.9%
G Line	46	40	47	55	60	-	-	-	-	-	-	-	248	490	(242)	-49.4%
N Line	44	38	46	51	52	-	-	-	-	-	-	-	230	-	230	0.0%
Total Commuter Rail	366	339	426	456	514	-	-	-	-	-	-	-	2,100	2,385	(285)	-11.9%
Access-a-Ride	24	25	30	33	35	-	-	-	-	-	-	-	146	176	(30)	-17.0%
Access-a-Cab	7	7	7	8	7	-	-	-	-	-	-	-	35	34	2	5.0%
Vanpool	6	6	6	6	5	-	-	-	-	-	-	-	30	67	(37)	-55.5%
Total Revenue Service	2,893	2,674	3,204	3,305	3,474	-	-	-	-	-	-	-	15,551	26,753	(11,202)	-41.9%
Mall Shuttle	184	171	226	241	268	-	-	-	-	-	-	-	1,090	2,161	(1,071)	-49.6%
MetroRide	-	-	-	-	-	-	-	-	-	-	-	-	-	139	(139)	-100.0%
Total Non-Revenue Services	184	171	226	241	268	-	-	-	-	-	-	-	1,090	2,299	(1,209)	-52.6%
Total System	3,077	2,845	3,431	3,546	3,742	-	-	-	-	-	-	-	16,641	29,053	(12,411)	-42.7%

REGIONAL TRANSPORTATION DISTRICT
FASTRACKS INTERNAL SAVINGS ACCOUNT (FISA)
(In Thousands)



2021 ADOPTED BUDGET

	Risk Level	Actual		Estimated			Estimated in MTFP 2022	Estimated in MTFP Cash Flow 2023-2026	Estimated in LRP 2027-2030	Estimated in LRP 2031-2040	Total
		2013-2018	2019	2020	2021	2013-2021					
IDENTIFIED SOURCES:											
Limit Fastracks funding increases for bus and paratransit expansion to CPI	Medium	\$ 36,107	\$ 13,377	\$ 15,441	\$ 17,658	\$ 82,583	\$ 20,034	\$ 85,883	\$ 94,956	\$ 273,651	\$ 557,107
Reduce FasTracks Minimum Unrestricted Fund Balance from \$150 million	Medium	-	-	-	-	-	-	-	-	-	-
Reduce FasTracks Operating and Maintenance Fund Balance from 3 to 2 mont	Medium	-	-	-	-	-	-	-	-	-	-
Defer the Union Pacific Railroad (UPRR) relocation for the SW Corridor Extensi	Low	9,000	-	-	-	9,000	-	-	-	-	9,000
Achieve project underruns on FasTracks projects currently under contract ¹	Low	40,804	-	15,500	-	56,304	-	-	-	-	56,304
Sales and lease opportunities for all RTD properties ²	Low	14,078	-	601	-	14,679	-	-	-	-	14,679
Request local financial participation in projects above the current 2.5%	Low	22,179	-	-	-	22,179	-	-	-	-	22,179
Restore FISA drawdowns for operations between 2031-2040 ³	Low	-	-	-	-	-	-	-	16,601	-	16,601
FasTracks sales and use tax collections above adopted budget ⁴	Low	3,207	-	-	-	3,207	-	-	-	-	3,207
Sales tax audit/parity	Low	-	-	-	-	-	-	-	-	-	-
Total Sources		125,375	13,377	31,542	17,658	187,952	20,034	85,883	111,557	273,651	679,077
IDENTIFIED USES:											
US36 Project draws ¹		(2,113)	(36)	(103)	(3,877)	(6,129)	-	-	(33,304)	-	(39,433)
North Metro Project draws		(22,338)	-	-	-	(22,338)	-	-	-	-	(22,338)
Southeast Rail Extension (SERE) Project draws		(22,179)	-	-	-	(22,179)	-	-	-	-	(22,179)
Debt service and operations funding ^{1,3}		(2)	-	-	-	(2)	-	(44,144)	(16,601)	-	(60,747)
Return to 3 months O&M Fund Balance ¹		-	-	-	-	-	-	-	-	-	-
Total Uses		(46,632)	(36)	(103)	(3,877)	(50,648)	-	(44,144)	(49,905)	-	(144,697)
Net Sources and Uses		\$ 78,743	\$ 13,341	\$ 31,439	\$ 13,781	\$ 137,304	\$ 20,034	\$ 41,739	\$ 61,652	\$ 273,651	\$ 534,380
FasTracks Internal Savings Account Balance		\$ 78,743	\$ 92,084	\$ 123,523	\$ 137,304	\$ 137,304	\$ 157,338	\$ 199,077	\$ 260,729	\$ 534,380	\$ 534,380

¹ Includes approved changes from 2020-2025 Midterm Financial Plan adopted in October 2019 and Long Range Plan adopted in October 2018, plus changes proposed in 2020 Amended Budget.

² Sale of Civic Center air rights for \$8,063 less \$2,500 cost of NAMS study - these are Base System funds; plus Fort Lupton property sale of \$4,096; plus Alameda property sale of \$5,140, plus Montbello property sale of \$601

³ The Long Range Financial Plan adopted in 2018 restores funds drawn from the FISA for operations and debt service to the FISA to the extent of available funding in Fastracks.

⁴ The transfer of Fastracks sales and use tax revenues in excess of the annual adopted budget to the FISA was approved by the Board in October 2016.

Status of Federal COVID-19 Grant Relief Funding July 2021

RTD received three federal grant apportionments as replacement funding due to significant revenue losses resulting from the COVID-19 Pandemic. The intent of each apportionment is to maintain public transit services which are considered an essential service. Each of the apportionments may be drawn through the Federal Transit Administration (FTA) on a reimbursement basis for eligible expenditures. Those grants are summarized below including the status regarding RTD's progress to date in drawing those funds.

- Coronavirus Aid, Relief and Economic Security (CARES) Act: Awarded in May 2020 and fully drawn in 2020.
- Coronavirus Response and Relief Supplemental Appropriations Act (CRRSAA): Awarded in January 2021 with grant execution in May 2021. Approximately 90% is designated for transit service deployment over six runboards beginning June 2021. The remaining 10% is designated for elimination of certain 2021 cost-reduction actions and other initiatives.
- American Rescue Plan Act (ARPA): Awarded in March 2021 and grant is not yet executed. RTD has now received direction from the FTA regarding allowable expenditures and expects to submit the grant application.

	CARES	CRRSAA	ARPA	Total	% of Total Drawn
RTD Apportionment	\$ 232,253,946	\$ 203,367,528	\$ 338,468,333	\$ 774,089,807	
<u>Grant Draws</u>					
Employee Wages and Benefits	(146,908,920)	(48,837,977)	-	(195,746,897)	64.8%
Contracted Transportation - Bus	(36,380,870)	(7,211,749)	-	(43,592,619)	14.4%
Contracted Transportation - Rail	(48,964,156)	(13,672,597)	-	(62,636,753)	20.7%
Total Drawn	(232,253,946)	(69,722,323)	-	(301,976,269)	
Remaining to be Drawn	<u>\$ -</u>	<u>\$ 133,645,205</u>	<u>\$ 338,468,333</u>	<u>\$ 472,113,538</u>	

2021 PERFORMANCE REPORT-FIRST QUARTER

Objectives:

- ◆ Reduce vehicle accident ratio
- ◆ Increase preventive maintenance
- ◆ Reduce passenger accident ratio
- ◆ Improve light rail safety
- ◆ Improve employee safety

Performance Measures:

1.1 Reduce the number of safety incidents. (Department: Bus Operations)

	2019 Actual	2020 Actual	2021 Goal	YTD 1st Quarter
Vehicle Accident Involvements per 100,000 miles – Preventable ¹	1.3	1.0	≤2.0	1.2
RTD	1.5	1.5	≤2.0	1.9
First Transit - Commerce City	1.2	0.9	≤2.0	0.8
Transdev (fka Veolia)	0.8	0.8	≤2.0	0.7
First Transit – Denver	2.0	1.1	≤2.0	1.4
First Transit – Longmont	0.8	0.7	≤2.0	1.3
Passenger Accident Ratio per 100,000 miles – System-wide	0.10	0.16	≤0.18	0.08
RTD	0.10	0.23	≤0.18	0.31
First Transit - Commerce City	0.08	0.27	≤0.18	0.00
Transdev (fka Veolia)	0.15	0.20	≤0.18	0.12
First Transit – Denver	0.08	0.11	≤0.18	0.00
First Transit – Longmont	0.07	0.00	≤0.18	0.00
Operator-Passenger Assault Ratio per 100,000 boardings ¹	0.02	0.02	≤0.06	0.29

¹ An accident is considered preventable any time the operator was not driving in full compliance with all applicable laws and regulations and in such a manner as to avoid involvement despite adverse conditions of road, weather or traffic or the errors of pedestrians or other drivers.

1.2 Percentage of Preventive Maintenance inspections incurred as scheduled every 6,000 miles.¹ (Department: Bus Operations)

	2019 Actual	2020 Actual	2021 Goal	YTD 1st Quarter
Percentage of Preventive Maintenance inspections incurred as scheduled every 6,000 miles – system wide	99.0%	99.8%	98%	100%
RTD	96.3%	99.0%	98%	100%
First Transit - Commerce City	99.6%	100%	98%	100%
Transdev (fka Veolia)	99.9%	100%	98%	100%
First Transit – Denver	100%	100%	98%	100%
First Transit – Longmont	99.3%	100%	98%	100%

¹ Inspections are scheduled 600 miles prior to 6,000 miles or 600 miles after 6,000 miles.

Performance Measures (continued):

1.3 Improve response time to emergency dispatch calls. (Department: Bus Operations)

	2019 Actual	2020 Actual	2021 Goal	YTD 1st Quarter
Average Response Time	18 sec	N/A ²	≤20 sec.	N/A ²

² Potential data integrity issues were recently discovered. Reporting of this measure is pending further investigation by IT.

1.4 Reduce the number of light rail accidents. (Department: Rail Operations)

	2019 Actual	2020 Actual	2021 Goal	YTD 1st Quarter
Reportable Light Rail Accidents per 100,000 train miles – Preventable ³	0	0	≤3.0	0

³ An accident is considered preventable any time the operator was not driving in full compliance with all applicable laws and regulations and in such a manner as to avoid involvement despite adverse conditions of road, weather or traffic or the errors of pedestrians or other drivers. **Please note:** there was a single preventable accident in January 2019. Due to criteria listed it was not reportable.

1.5 Reduce the number of commuter rail accidents. (Department: Rail Operations)

	2019 Actual	2020 Actual	2021 Goal	YTD 1st Quarter
Reportable Commuter Rail Accidents per 100,000 train miles – Preventable ⁴	0	N/A	≤3.0	N/A

⁴ An accident is considered preventable any time the operator was not driving in full compliance with all applicable laws and regulations and in such a manner as to avoid involvement despite adverse conditions of road, weather or traffic or the errors of pedestrians or other drivers.

Objectives:

- ◆ Prompt graffiti removal
- ◆ Prompt bus interior and exterior cleaning
- ◆ Prompt shelter cleaning

Performance Measures:

2.1 Prompt response to facility complaints. (Department: Capital Programs)

	2019 Actual	2020 Actual	2021 Goal	YTD 1st Quarter
Average Response Time Public Complaints	<4 hours	<4 hours	≤4 hours	<4 hours
Average Graffiti Complaints per Month	1.0	0.3	≤3.0	0.7
Average Facilities Maintenance Complaints per Month ¹	17.1	8.6	≤20.0	15.3
Elevator	6.0	1.7		3.3
Snow/ice	15.0 ³	1.7		6.0
Shelter	4.7	5.0		2.7
Other ²	6.0	3.6		3.3

¹ Our vulnerability to graffiti has increased due to 1) total increase in linear feet from new corridors and 2) the nature of the areas through which the new corridors travel.

² The majority of Other is lighting and paving issues.

³ Most of these complaints were regarding our snow removal contractors.

Performance Measures (continued):

2.2 Prompt response to vehicle complaints. (Department: Bus Operations)

	2019 Actual	2020 Actual	2021 Goal	YTD 1st Quarter
Average Overdue Bus Interior Cleaning per Month	0.1	0.1	0.2	N/A ⁴
RTD	0.1	0.1	0.2	N/A ⁴
First Transit - Commerce City	0.0	0.0	0.0	0.0
Transdev (fka Veolia)	0.0	0.0	0.0	0.0
First Transit – Denver	0.0	0.0	0.0	0.0
First Transit – Longmont	0.0	0.0	0.0	0.0

⁴Some RTD resources were diverted from standard interior cleanings per month to meet the rigorous disinfecting standards recommended by the CDC due to the COVID-19 pandemic. As disinfecting requirements change standard interior cleanings will resume.

Objectives:

- ◆ Improve on-time performance
- ◆ Improve miles between lost service road calls
- ◆ Decrease number of missed trips

Performance Measures:

3.1 Maintain system-wide on time performance. (Departments: Bus Operations, Rail Operations)

	2019 Actual	2020 Actual	2021 Goal	YTD 1st Quarter
Local On-Time Service – System-wide ¹	86.3%	87.0%	86.0%	87.4%
RTD Local	86.3%	85.3%	86.0%	85.2%
First Transit - Commerce City	83.0%	87.2%	86.0%	89.6%
Transdev (fka Veolia)	87.5%	85.4%	86.0%	88.9%
First Transit – Denver	86.4%	87.8%	86.0%	89.2%
First Transit – Longmont	88.7%	89.3%	86.0%	93.5%
Regional On-Time Service ¹	87.9%	86.6% ³	88.0%	90.4%
Light Rail On-Time Service ¹	86.4%	94.3%	90.0%	95.1%
Commuter Rail On-Time Service ² – A, B & G Lines	93.1%	93.3%	90.0%	95.6%
Commuter Rail On-Time Service ² – N Line	N/A	N/A	90.0%	89.3%

¹ Bus and Light Rail are considered on-time if a departure from a location is no more than 1 minute early or 5 minutes after the scheduled departure time.

² Commuter Rail is considered on-time if a departure from a location is no more than 0 minutes early or 5 minutes after the scheduled departure time.

³ Regional On-Time performance has been impacted by the adoption of the Pandemic service plan. There were significant changes to routes in September 2020 that should improve on-time performance. Further schedule adjustments planned for January 2021 should also improve on-time performance.

Performance Measures (continued):

3.2 Maintain system-wide service availability. (Department: Bus Operations, Rail Operations)

	2019 Actual	2020 Actual	2021 Goal	YTD 1st Quarter
Light Rail – Service Available ⁴	95.8% ⁶	99.9%	99.0%	99.3%
Bus – Service Available ⁵	99.5%	99.7%	97.0%	99.7%
Commuter Rail – Service Available – A, B & G Lines	98.4%	95.3%	97.0%	97.1%
Commuter Rail – Service Available – N Line	N/A	N/A	97.0%	93.6%

⁴ Calculated as total operating hours minus service delay hours, divided by total scheduled hours.

⁵ Calculated as actual car miles operated divided by total scheduled car miles.

⁶ Related to train operator shortage.

3.3 Adherence to scheduled Revenue Service trip start time. (Department: Bus Operations)

	2019 Actual	2020 Actual	2021 Goal	YTD 1st Quarter
Adherence to scheduled Revenue Service trip start time – system wide	99.6%	99.4%	99.0%	99.3%
RTD	99.6%	99.4%	99.0%	99.3%
First Transit - Commerce City	N/A	N/A	99.0%	N/A
Transdev (fka Veolia)	N/A	N/A	99.0%	N/A
First Transit – Denver	N/A	N/A	99.0%	N/A
First Transit – Longmont	N/A	N/A	99.0%	N/A

3.4 Improve miles between road calls. (Departments: Bus Operations)

	2019 Actual	2020 Actual	2021 Goal	YTD 1st Quarter
Mileage Between Lost Service Maintenance Road Calls (District) ^{1, 4}	34,220	34,788	30,000	52,731
RTD	31,072	33,341	30,000	47,061
Transit Bus	32,739	35,570		52,705
Articulated Bus	19,884	25,307		28,068
Intercity Bus	35,761	33,476		56,096
First Transit - Commerce City	37,754	37,068	30,000	34,170
Transit Bus	37,754	37,068		34,170
Cutaway Bus	N/A	N/A		N/A
Transdev (fka Veolia)	39,452	45,112	30,000	140,377
Transit Bus	45,840	45,540		156,776
Medium Bus	21,929	45,044		58,381
First Transit – Denver	37,300	38,298	30,000	99,261
Transit Bus	37,496	43,905		99,261
Medium Bus	33,313	37,820		N/A
First Transit – Longmont	25,522	26,037	30,000	53,695
Transit Bus	31,413	14,456		156,776
Medium Bus	14,378	30,326		58,381
Cutaway Bus	N/A	N/A		N/A
Hours Between Lost Service Maintenance Road Calls (Mall) ²	N/A ³	N/A ³	≥600	N/A ³

¹ District-wide mileage between lost service maintenance road calls excludes the Mall Shuttles.

² Maintenance effectiveness for the Sixteenth Street Mall Shuttle is measured in terms of service hours.

³ Data collection errors arose when calculating road calls with Mall service - 2020 Q1.

⁴ Average age of the fleet follows:

	2020 Quantity (Q2)	2020 Average Age (Q2)	2021 Quantity	2021 Average Age
Fleet Average Number of Buses and Average Age ⁵	1,030	7.47		
RTD - Boulder	125	5.04		
RTD – Platte (including Mall Shuttle)	277	4.72		
RTD – East Metro	205	5.83		
First Transit - Commerce City	116	8.72		
First Transit - Denver	123	11.32		
First Transit – Longmont	74	14.03		
Transdev (fka Veolia)	110	9.28		
Mall Shuttles	36	4		

⁵ The Board of Directors does not adopt goals for these; informational only.

Objectives:

- ◆ Reduce customer response time
- ◆ Limit customer complaints
- ◆ Decrease average wait time for telephone information
- ◆ Complete installation of shelter boards by date of service change

Performance Measures:

4.1 Reduce average customer response time. (Department: Communications)

	2019 Actual	2020 Actual	2021 Goal	YTD 1st Quarter
Average TIC Speed of Answer (in seconds)	27	10	≤65	17

Performance Measures (continued):

4.2 Reduce level of customer complaints.

(Departments: Bus Operations, Communications)

	2019 Actual	2020 Actual	2021 Goal	YTD 1st Quarter
Avg. Response Time to Customer Complaints				
Average Cycle Time	11.13 days	7.59	≤ 10 days	N/A ¹
RTD Transportation (Bus and Rail)	9.87	6.53		
RTD All Other Departments	17.80	12.21		
First Transit – Commerce City	5.41	3.92		
First Transit - Denver	7.10	4.38		
First Transit - Longmont	6.89	6.39		
Transdev (fka Veolia)	5.11	4.05		
Complaints per Boardings (District) ²	N/A	N/A	.0004	N/A ¹
RTD			.0004	
Local				
Regional				
First Transit - Commerce City			.0004	
Local				
Regional				
Transdev (fka Veolia)			.0004	
Local				
Regional				
First Transit – Denver			.0004	
Local				
Regional				
First Transit – Longmont			.0004	
Local				

¹ Q1 results are unavailable at this time due to a custom report problem with Salesforce, our new complaint tracking system effective December, 2020. Problem should be resolved by Q2 report.

² Q1 results are unavailable at this time because ridership is being reported in total and there is no breakdown between local and regional. Complaints are being reported by carrier but only on local service. We are working on obtaining this data in a manner that meets the reporting requirement.

**4.3 Complete installation of shelterboards by date of service change.
(Department: Communications)**

Implementation scheduled for January 2021, May 2021, and August 2021 dates.

Objectives:

- ◆ Improve on-time performance standards
- ◆ Improve ADA trip availability
- ◆ Improve ADA courtesy

Performance Measures:

**5.1 Improve ADA on-time performance.
(Department: Bus Operations)**

	2019 Actual	2020 Actual	2021 Goal	YTD 1st Quarter
Access-a-Ride Passenger On-time Service	84.0% ¹	90.0%	86.0%	94.0%

¹Affected by lack of adequate staffing levels to cover runs, high rate of operators on FMLA, and the increasing number of trips requested during peak travel hours along with the limitations of our current software to smooth that demand.

**5.2 Improve ADA trip availability.
(Department: Bus Operations)**

	2019 Actual	2020 Actual	2021 Goal	YTD 1st Quarter
Adherence to ADA mandate to have zero denials to service request	100%	100%	100%	100%

**5.3 Improve ADA courtesy.
(Department: Bus Operations)**

	2019 Actual	2020 Actual	2021 Goal	YTD 1st Quarter
Average ADA complaints per boarding	0.002 ²	0.001	0.001	0.001

² Staffing challenges led to a higher number of complaints.

Objectives:

- ◆ Maintain cost recovery ratios
- ◆ Increase ridership
- ◆ Increase farebox and EcoPass revenue
- ◆ Improve route efficiency
- ◆ Monitor selected internal functions for efficiency
- ◆ Maintain cost effective and efficient transportation services
- ◆ Hire and train competent personnel

Performance Measures:

6.1 Maintain all required recovery ratios.¹ (Department: Finance)

	2019 Actual	2020 Actual	2021 Goal	YTD 1st Quarter
Operating Cost Recovery Ratio	22.8%	13.1%	20%	13.1%
SB154 Cost Recovery Ratio	Yes	Yes	N/A	N/A

¹ Operating cost recovery ratio is defined as farebox revenues (excluding ADA), advertising revenues, and other operating revenues divided by operating and administrative costs, depreciation on bus operations assets, excluding ADA costs, rapid transit planning costs, and interest payments on rapid transit assets.
As of 2021 RTD is no longer required to calculate the SB154 Cost Recovery Ratio.

6.2 Increase in ridership. (Department: Finance)

	2019 Actual	2020 Actual	2021 Goal	YTD 1st Quarter
Overall Ridership Increase	0.4%	-50.3%	2.1%	-59.4%

6.3 Increase in fare revenue and total operating revenue. (Departments: Finance)

	2019 Actual	2020 Actual	2021 Goal	YTD 1st Quarter
Fare Revenue	7.8%	-50.4%	2.6%	-60.7%
Total Operating Revenue	6.7%	-48.6%	2.4%	-59.5%

6.4 Monitor selected internal functions for efficiency. (Department: Administration)

	2019 Actual	2020 Actual	2021 Goal	YTD 1st Quarter
Audits	80% ²	75%	100%	0% ³

² Staffing Challenges and the State Audit consumed audit time.

³ Audit is in the process of responding to and acting on the State Audit recommendations and the APTA Peer Review recommendations. Once a Strategic Plan is in place and a Risk Assessment is completed an Audit Plan will be developed for 2021/2022.

6.5 Maintain bus/light rail operator headcount and bus mechanic headcount within authorization.¹ (Department: Bus Operations and Rail Operations)

	2019 Actual	2020 Actual	2021 Goal	YTD 1st Quarter
Bus Operator – Vacancies ²	8.7%	19.38% ³	≤5.0%	4.4%
Bus Operator – Over Headcount	0.0%	0.0%	≤4.0%	0.0%
Bus Mechanic – Vacancies	17.9%	16.59% ³	≤7.5%	7.9%
Bus Mechanic – Over Headcount	0.0%	0.0%	≤0.0%	0.0%
Light Rail Operator – Vacancies ²	31.5%	0.0%	≤5.0%	3%
Light Rail Operator – Over Headcount	0.0%	0.0%	≤4.0%	0%

¹ Authorized headcount represents the level of personnel required to meet service demands in the current runboard.

² Human Resources has been authorized to exceed authorized headcount to compensate for operator attrition.

³ This measurement is comparing the current headcount to what is authorized. The authorized headcount is higher than the headcount that is needed to deliver the current level of service. Once this measurement uses headcount authorized for 2021 we should be within goal.

Performance Measures (continued):

6.6 Maintain stock-out level. (Department: Administration)	2019 Actual	2020 Actual	2021 Goal	YTD 1st Quarter
Stock-Out Level ⁴	1.1%	1.2%	1.5%	1.1%

⁴ Calculated as number of stock-out occurrences divided by number of requests.

Performance Measures:

7.1 Deliver civic and neighborhood presentations to communicate with the public regarding service issues. (Departments: Communications, Executive Office, Bus Operations, Planning)	2019 Actual	2020 Actual	2021 Goal	YTD 1st Quarter
Communications	176	50	\$	18
General Manager	287	95	\$	71
Service Change	26	28	\$	3
Route and Service Planning	97	60	\$	96
Local Government Planning Workshops*	4	3	3	0
Community Advisory Committee Meetings	11	9	4	3
Info Rides	26	0 ¹	\$	0 ¹

[§] The Board of Directors does not adopt goals for these performance measures; for reporting purposes only.

¹ Due to COVID-19 restrictions

7.2 Accurate Financial Analysis (Department: Finance)	2021 Goal	YTD 1st Quarter
Distinguished Budget Presentation Award	Receive Distinguished Budget Presentation Award from the Government Finance Officers Association by year end.	N/A
Certificate of Achievement for Excellence in Financial Reporting	Receive Certificate of Achievement for Excellence In Financial Reporting from the Government Finance Officers Association by year end.	N/A

Rail Operations May 2021

On-Time Performance	Month	Service Availability	On Time Performance	YTD On-Time Performance
Light Rail Operations	May	99.84%	94.41%	94.68%
A, B, G Line – Commuter Rail	May	95.48%	94.7%	95.7%
N Line – Commuter Rail	May	94.11%	85.6%	89.4%

Mean Distance Between Failures	Month	Actual	Goal
Light Rail Vehicles	May	33,649 miles	> 25,000 miles
Maintenance of Way	May	3,704.58 hours	> 2,500 hours

Headcount	Month	Full Time
Light Rail Train Operators	May	173

Preventable Accidents	May	Year to Date
Light Rail Operations	0	0

May 2021 Light Rail Operator Losses	
Reason	# of Operators
Transfer	1
Terminated	1
Retired	1
Resigned	2
Resigned	1
Resigned	2
Resigned	1

Connecting With Customers

This is a summary of some recent communications activities that are enhancing engagement and connection with customers.

FlexRide in Trip Planner

FlexRide service is now embedded in RTD's Open Trip Planner (OTP). On July 8 the first phase launched, making the service available to internal Customer Care agents assisting customers with trip planning. Later this year, FlexRide will integrate with the customer-facing version of the trip planner on the RTD website. With the introduction of FlexRide data into the trip planner, there are now several benefits for both RTD and customers. The first benefit will provide transit data for RTD's entire coverage area, breaking down boxy geographic lines where "some type" of service was referenced. Users will now see what that transit looks like with all trip possibilities. Also, FlexRide data will be included in public transit data feeds, allowing third-party app developers such as Google and Transit to show more of what RTD's services include. It is worthwhile to note that there is no guarantee regarding and how third-party apps choose to display FlexRide. Internally, Customer Care agents will no longer have to check a separate app to see if a destination is in a FlexRide area. This project is one more step toward expanding the awareness and utilization of FlexRide services to enhance the customer experience.

Summary of Safety Meetings

Recognizing that many people are moving around the region more and considering a return to the RTD system, staff hosted "Welcome Back to RTD: A Conversation About Safety," two virtual meetings to talk safety. RTD staff shared information about the agency's approach to safety, such as implementation of the federal mask requirement and cleaning protocols and research showing that riding public transit is not a transmitter of COVID-19. The public asked RTD leaders many questions about safety, service levels and the agency's co-responder program with the Mental Health Center of Denver. The meetings drew around 60 public attendees and presented an excellent opportunity to instill confidence in customers that RTD is ready when they want to return.

Fare Study and Equity Analysis Telephone Town Hall

On June 30, RTD hosted a live telephone town hall meeting as part of the first phase of engagement for the Fare Study and Equity Analysis. A total of 5,210 people participated in the meeting for some period of time.

Phone Participants

- Average minutes phone participants spent on event: 16 (national average is around 10)
- 51 questions were screened
- 20 questions were answered live

Online/Streaming

- 315 people pre-registered online
- Online streaming participants: 76
- Average minutes online participants spent on event: 20
- 7 questions were submitted
- 3 questions were answered



Staff responded to the remaining questions that could not be fielded during the meeting. Feedback from this first phase of engagement will help inform the Fare Study process as it proceeds.

The annual series of telephone town hall meetings for each director district will occur in September and October.

Contract Awards/Current Solicitations/Solicitations in Process as of July 9, 2021

Contracts Awarded/Pending Award

<i>Issue Date</i>	<i>Solicitation</i>	<i>Title</i>	<i>Pre Meetings</i>	<i>DBE/SBE</i>	<i>Due Date</i>	<i>Bidders/Proposers</i>	<i>Status</i>
8/11/20	Request for Proposal (RFP) 120FH012	Account Based Fare Collection System – Validators	N/A	DBE 10%	1/5/21 2 p.m.	3 Proposals - Masabi, LLC - Parkeon, Inc. dba Flowbird - Scheidt and Bachmann USA, Inc.	Award recommended to Masabi, LLC pending General Manager fully executing Contract. Award was approved by the Board of Directors April 20, 2021
11/10/20	Request for Proposal (RFP) 120DH005	System Advertising Program	N/A	N/A	2/18/21 2 p.m.	3 Responsive proposals - Intersection - Lamar Advertising - Vector Media 1 Non-responsive proposal received - Banner Signs	Award recommended to Lamar Advertising pending General Manager fully executing Contract. Award was approved by the Board of Directors on June 22, 2021
4/14/21	Request for Proposal (RFP) 121DU001	Maintenance Services for Wynkoop Plaza	4/27/21 1 p.m.	N/A	5/20/21 2 p.m.	1 Proposal - Downtown Denver Business Improvement District	Proposal is being evaluated

Contracts Awarded/Pending Award (cont.)

<i>Issue Date</i>	<i>Solicitation</i>	<i>Title</i>	<i>Pre Meetings</i>	<i>DBE/SBE</i>	<i>Due Date</i>	<i>Bidders/Proposers</i>	<i>Status</i>
4/28/21	Request for Proposal (RFP) 121DX001	State Legislative Advocacy Services	5/17/21 1 p.m.	N/A	6/10/21 2 p.m.	2 Proposals - Brandeberry McKenna Public Affairs - Straightforward Communication	Proposals are being evaluated
5/18/21	Request for Proposal (RFP) 121DM003	Diesel Fuel	N/A	N/A	6/16/21 2 p.m.	4 Proposals - Colonial Oil Industries, Inc. - Mansfield Oil Company - Petroleum Traders Corporation - TAC Energy	Award recommended to Mansfield Oil Company pending General Manager fully executing Contract
6/11/21	Request for Quotations (RFQ) 121FH019	Homeless Outreach Coordinator	N/A	N/A	7/7/21 5 p.m.	2 Quotes - Delle, LLC - Jefferson Center for Mental Health	Quotes are being reviewed

Unsolicited Proposals Pending

All Unsolicited Proposals are being reviewed and processed in accordance with RTD procedures.

None



Solicitations Currently Out for Bid/Proposal/Quote

<i>Issue Date</i>	<i>Solicitation</i>	<i>Title</i>	<i>Pre-Meetings</i>	<i>DBE/SBE</i>	<i>Due Date</i>
5/7/21	Request for Proposal (RFP) 121FK002	Seventeen 40 Foot Battery Electric Transit Buses	N/A	N/A	9/1/21 2 p.m.
6/1/21	Request for Proposal (RFP) 121DH015	Large-Format Printing Services	N/A	N/A	7/15/21 2 p.m.
7/8/21	Request for Proposal (RFP) 121FH018	Bus Audio/Video Live Connection	7/27/21 1 p.m. Due to COVID-19 Social Distancing requirements, the Pre-Proposal Briefing will be held via conference call	N/A	8/19/21 3 p.m.

Upcoming Solicitations

- 1/6/21 – Bike-n-Ride Lockers (Aurora) – estimated advertisement July 2021 – Brenda Leo
- 1/20/21 - Public Transportation Services Group 31 Fixed-Route Services – estimated advertisement July 2021 – Linda Wells
- 4/7/21 - General Printing Services – estimated advertisement July 2021 – Matt Richey
- 6/2/21 – Paratransit Scheduling and Management System Replacement - estimated advertisement July 2021 – Linda Wells
- 6/2/21 - Street Improvement Work Order Contract – estimated advertisement July 2021 – Ron Bibeau
- 6/9/21 - Snow Removal Services – Light Rail Transit (LRT) Stations – I-225, Southeast and West Lines – estimated advertisement July 2021 - Ron Bibeau
- 6/23/21 – Disc Brake Parts – estimated advertisement July 2021 – Leo Fautsch
- 6/23/21 – Snow Removal Services – North Metro Line – estimated advertisement July 2021 – Ron Bibeau

Summary of Monthly Purchasing Activity, New Contracts, Graphs and Reports for May 2021

This summary is in four parts as listed below:

- Part I is a summary of purchasing activity for the month of May 2021 as compared to May 2020
- Part II is a listing of all new contracts issued during the reporting month in excess of \$100,000.00
- Part III is a group of graphs illustrating purchasing activity for the current month compared to the previous years
- Part IV is a computer printout of our Monthly Purchase Order Activity Report



PART I
PURCHASING ACTIVITY MAY 2021 – MAY 2020

SUMMARY OF PURCHASE ORDER, CONTRACTS, PETTY
CASH AND PURCHASING CARD ACTIVITY FOR THE MONTH OF
May 2021 COMPARED TO May 2020

		May 2021		May 2020
1. Purchase Order Activity				
A. Total Purchase Orders Prepared:		308		484
B. Total Dollars Obligated:		\$ 9,194,635.48		\$ 4,521,747.40
2. Sale of Surplus Assets:				
Mixed Scrap/Scrap Drums				
Auction		\$ 99,259.15		
Purchase of Used Oil		\$ -		\$ -
TOTAL		\$ 99,259.15		\$ -
3. Petty Cash Activity:				
A. Total Transactions:		0		1
B. Total Dollars Spent:		\$ -		\$ 21,748.00
4. Purchasing Card Activity:				
A. Total Transactions:		1154		1139
B. Total Dollars Spent:		\$ 416,388.86		\$ 473,700.79
C. Rebate Check		\$ -		\$ -



PART II

LISTING OF NEW PURCHASE ORDERS IN EXCESS OF \$100,000

NEW CONTRACTS ISSUED DURING
May 2021
IN EXCESS OF \$100,000

This part lists all new Contracts in numeric sequence showing the Contractor, Services Contracted for, Performance Period and Total Contract Amount.

PO/CONTRACT NO. - CONTRACT		PURCHASE ORDER DATE		CONTRACT AMOUNT
18DH010/212495 6e Technologies - BI WO Contract - WO 8 (6E Technologies LLC)		5/10/2021	\$	136,000.00
421DP001/212724 Iliff Garage IGA (City of Aurora)		5/14/2021	\$	102,289.84
212696 Boundary Mapping and Redistricting Services (Farnsworth Group, Inc.)		5/12/2021	\$	162,345.00
121DM002/212483 Full Service Maintenance Agreement (Johnson Controls, Inc.)		5/10/2021	\$	208,250.00
120JD001/212506 Konica Minolta Copier Lease (Konica Minota Business Solutions)		5/11/2021	\$	636,450.00
121DH001/212770 ADA Mobility Assessment and Travel Training Start-up 6/1/2021-8/31/2021 Full delivery of service begins 9/1/2021-8/31/2026 (Medical Transportation Management Inc)		5/20/2021	\$	4,735,768.89
212504 Oracle Support & Cloud Service Renewal/HW EOL Refresh (replaces PO #210597) (Mythics Inc)		5/11/2021	\$	332,716.07
17DH022/212486 Oracle/Aconex SaaS - Option Year #2 (Oracle America Inc)		5/10/2021	\$	167,000.00

Subject: Board of Directors Briefing

Page 6

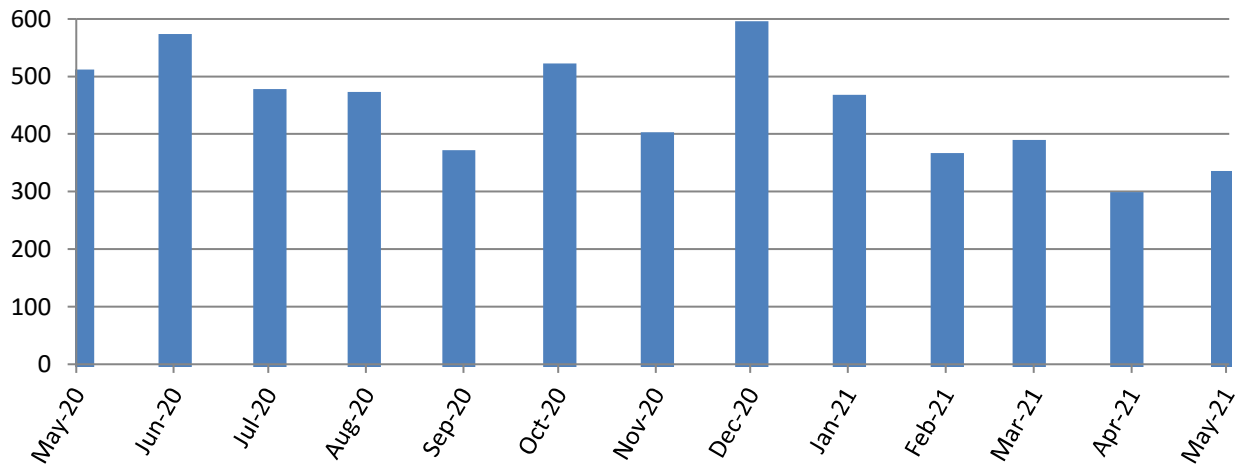


PO/CONTRACT NO. - CONTRACT		PURCHASE ORDER DATE		CONTRACT AMOUNT
15DH009/212739 Amendment 17 Software Maintenance 6/4/21-6/3/22 (RouteMatch Software Inc)		5/18/2021		\$ 159,474.29
421DB002/212707 2021 HOP Vehicle Replacement (Via Mobility Services)		5/13/2021		\$ 350,000.00
121DO001/212492 O&M of RTD Groundwater Treatment Facility - Tunnel 16 (WSP USA Inc)		5/10/2021		\$ 956,212.62

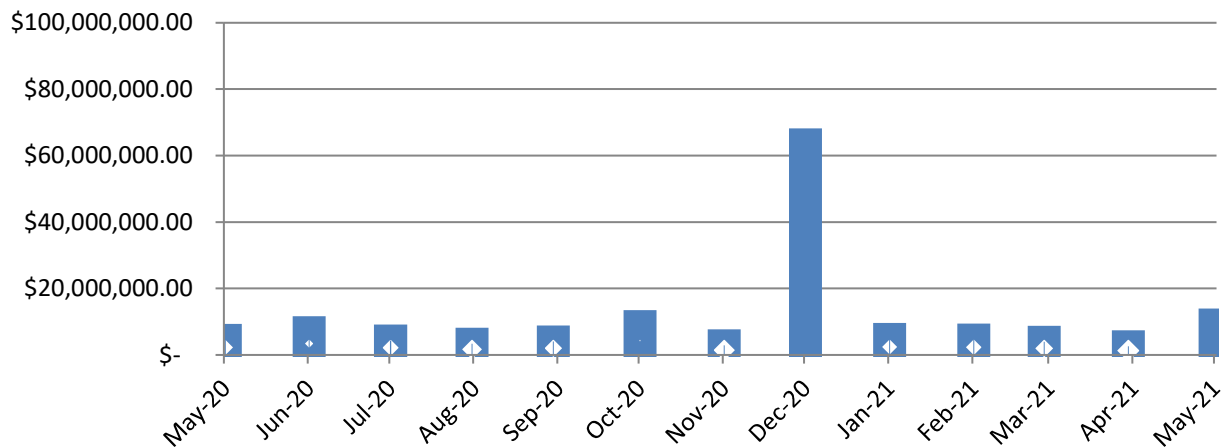


PART III
GRAPHS OF PURCHASING ACTIVITY MAY 2021

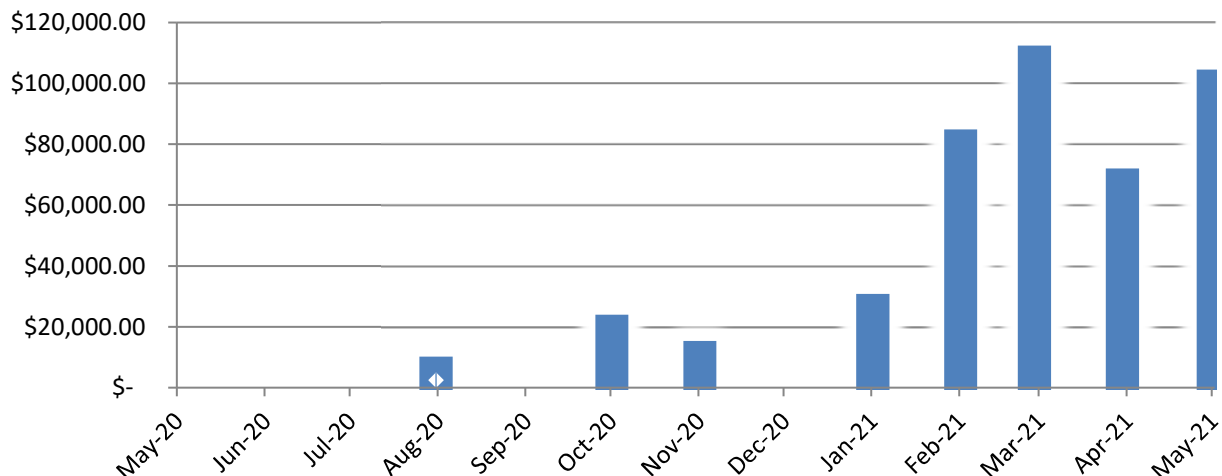
Total Purchase Orders Prepared - May 2021



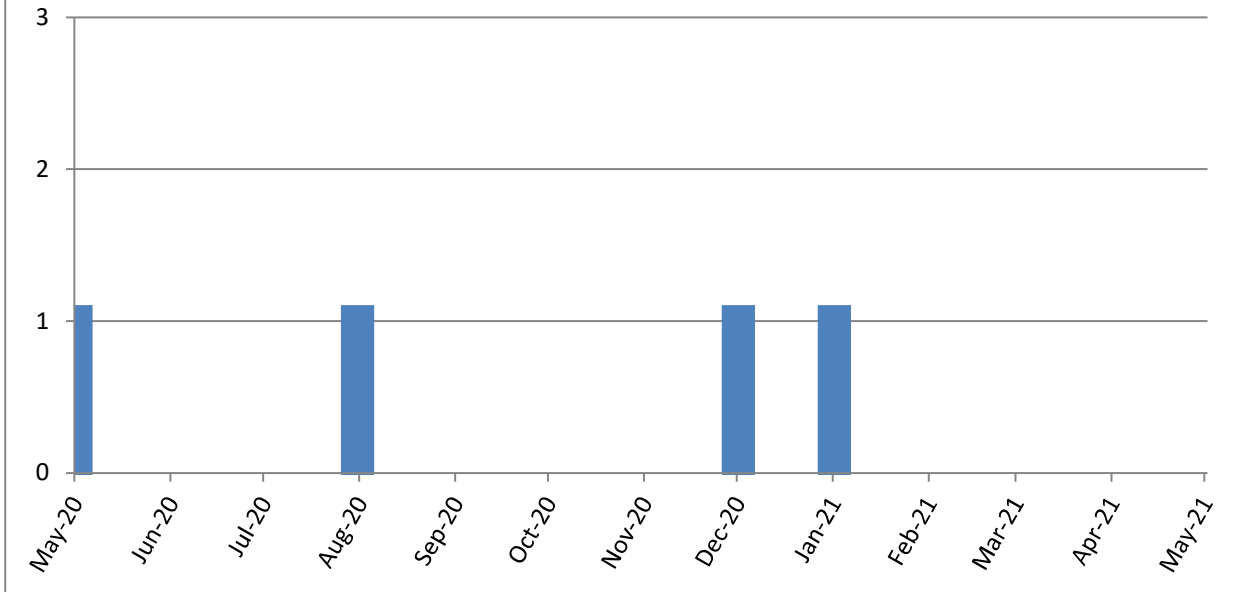
Total Purchase Order Dollars - May 2021



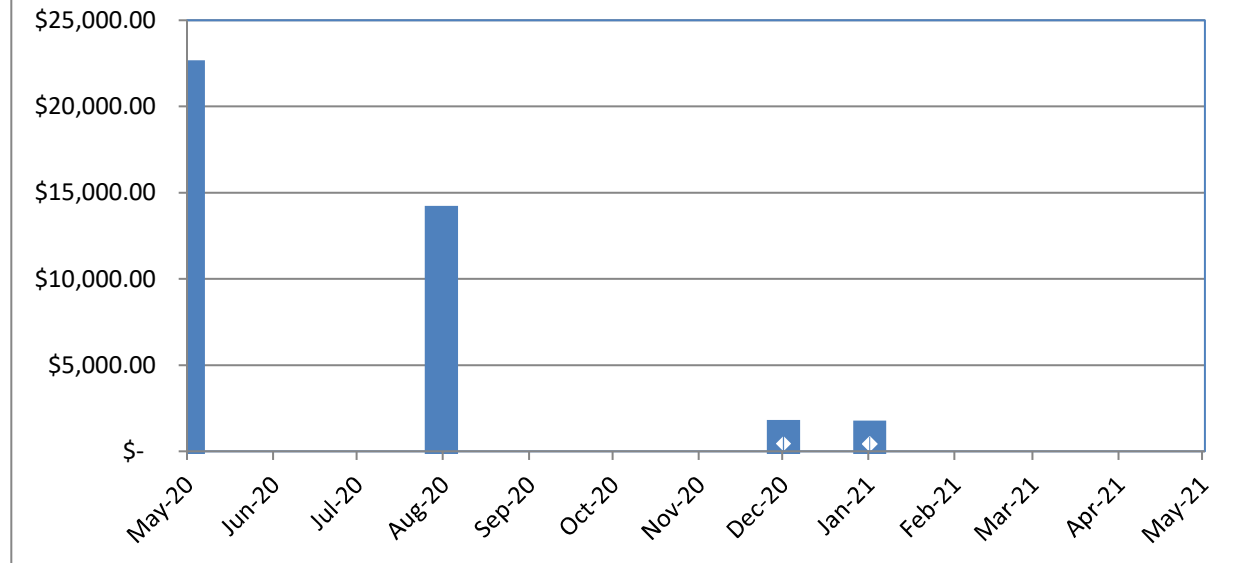
Sales - May 2021



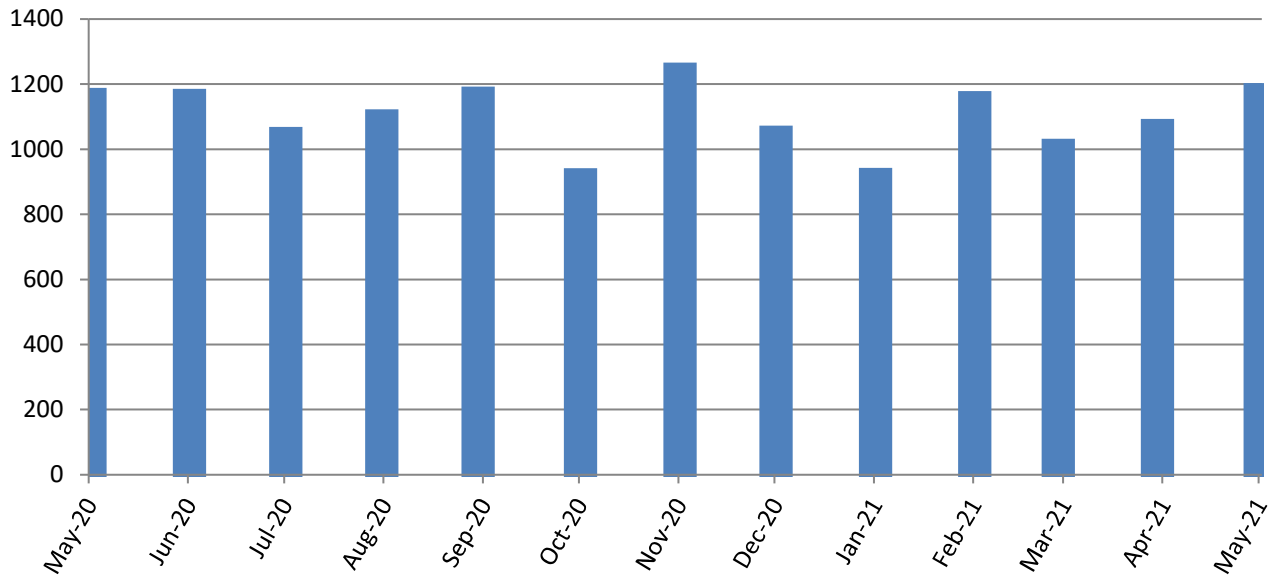
Total Petty Cash Transactions - May 2021



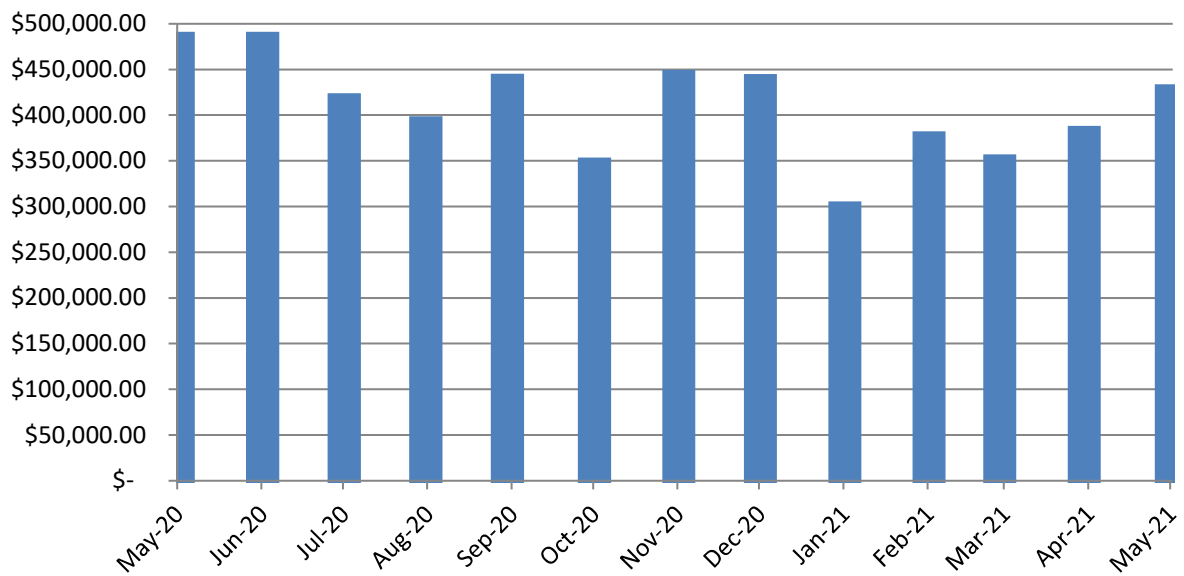
Total Petty Cash Dollars - May 2021



Total Purchasing Card Transactions - May 2021



Total Purchasing Card Dollars - May 2021





PART IV
MONTHLY PURCHASE ORDER ACTIVITY REPORT



RTD:PO - Purchase Order Monthly Activity

PO Creation Date - From Date: 05/01/2021 To Date: 05/31/2021

Run Date: 06/10/2021

Page 1 of 30

<u>PO Vendor Name</u>	<u>PO Number</u>	<u>PO Date</u>	<u>Description</u>	<u>PO Amount</u>
6E Technologies LLC	212495	05/10/21	18DH010 6e Technologies - BI WO Contract - WO 8	\$136,000.00
Total for Vendor:	6E Technologies LLC			\$136,000.00
AIS Industrial & Construction Supply	212399	05/04/21	PAINT SPRAY YELLOW ACRYLIC	\$219.84
	212402	05/04/21	VEST SAFETY LIME REFLECTIVE SILVER STRIPES W/POCKET	\$225.60
	212415	05/06/21	Gun Blow 140PSI	\$283.00
	212748	05/18/21	LID BUCKET PAIL 3.5 GAL AND 5 GAL	\$441.84
	212842	05/25/21	CHEMICAL BRAKE CLEANER NON- CHLORINATED	\$7,380.00
Total for Vendor:	AIS Industrial & Construction Supply			\$8,550.28
AMGS Distributing LLC	212420	05/06/21	GAUGE TIRE AUTOMOTIVE MISC. MODELS	\$183.00
Total for Vendor:	AMGS Distributing LLC			\$183.00
Ace Equipment & Supply Co.	212870	05/25/21	BRUSH PARTS CLEANING	\$439.20
Total for Vendor:	Ace Equipment & Supply Co.			\$439.20
Airgas Inc	212392	05/04/21	Gloves Welding Extra Large	\$214.08
Total for Vendor:	Airgas Inc			\$214.08
Alcam Metal Distributors Inc	212487	05/10/21	STOCK ALUMINUM SHEET 5052H32 60 X 144 X .080	\$3,449.25
	212709	05/14/21	Stock Steel Flat 1 X 1/8 X 20FT	\$200.00
Total for Vendor:	Alcam Metal Distributors Inc			\$3,649.25



RTD:PO - Purchase Order Monthly Activity

PO Creation Date - From Date: 05/01/2021 To Date: 05/31/2021

Run Date: 06/10/2021

Page 2 of 30

<u>PO Vendor Name</u>	<u>PO Number</u>	<u>PO Date</u>	<u>Description</u>	<u>PO Amount</u>
Allied Electronics, Inc.	212441	05/07/21	Relay LRV Den V Control 17-30VDC 3NO/1NC W/Varistor	\$162.17
	212758	05/19/21	CONNECTOR ELECT MOW LUG LONG BARREL 1-HOLE 500 KCMIL	\$1,061.20
	212760	05/19/21	Tool Pin Pusher LRV Amp/Tyco	\$70.10
	212902	05/26/21	BATTERY LITHIUM ATS SIZE C FOR SD160 LRV	\$227.60
Total for Vendor:	Allied Electronics, Inc.			\$1,521.07
Alstom Signaling Operation	212908	05/26/21	MODEM BELL 212 HARMON MOW	\$1,066.00
Total for Vendor:	Alstom Signaling Operation			\$1,066.00
Apex Design a Consor Company	212530	05/12/21	17DH010 - Consor Engeineers dba Apex Design ITS WO Contract - WO 32	\$7,267.00
	212880	05/25/21	17DH010 Apex Design (Consor) ITS WO Contract - WO 33	\$79,583.00
Total for Vendor:	Apex Design a Consor Company			\$86,850.00
ArchiveSocial Inc	212505	05/11/21	2021 - Social Media Archive Services	\$7,200.00
Total for Vendor:	ArchiveSocial Inc			\$7,200.00
Arrow Electronics Inc.	212749	05/19/21	CUTTER MECHANISM PRINTER ULTRA HIGH SPEED	\$7,320.00
Total for Vendor:	Arrow Electronics Inc.			\$7,320.00



RTD:PO - Purchase Order Monthly Activity

PO Creation Date - From Date: 05/01/2021 To Date: 05/31/2021

Run Date: 06/10/2021

Page 3 of 30

<u>PO Vendor Name</u>	<u>PO Number</u>	<u>PO Date</u>	<u>Description</u>	<u>PO Amount</u>
B.D.R. Pallets, Inc.	212824	05/24/21	PALLET 24 X 24	\$704.00
	213088	05/28/21	Pallet 36 X 36	\$1,342.80
Total for Vendor:	B.D.R. Pallets, Inc.			\$2,046.80
BYD Coach & Bus LLC	212429	05/06/21	PLATE 1650 SEALING # 3	\$449.18
	212482	05/10/21	HATCH 1650 ROOF SAFETY ASSEMBLY	\$1,522.08
	212531	05/12/21	ACCUMULATOR 1650 A/C REFRIGERANT	\$360.96
	212746	05/18/21	COVER 1650 DUST-PROOF STEERING GEAR OUPUT	\$902.10
	212871	05/25/21	BUMPER 1650 FRONT LEFT	\$3,424.59
	212896	05/26/21	BUSHING 1650 STABILIZER BAR REAR	\$502.62
Total for Vendor:	BYD Coach & Bus LLC			\$7,161.53
Balfour Beatty Rail Inc.	212805	05/21/21	Relay Control 750 Vdc 1 Substation MOW LRV	\$2,204.25
Total for Vendor:	Balfour Beatty Rail Inc.			\$2,204.25
Batteries Plus LLC	212430	05/06/21	BATTERY MOW BLUE TOP MODEL D34M	\$7,500.00
	212513	05/11/21	BATTERY 1650 SAE TOP TERMINAL 12V GROUP 31 1150 CCA	\$6,320.00
	212514	05/11/21	8D TOP BATTERIES	\$7,920.00
	212515	05/11/21	8D SIDE BATTERIES	\$11,880.00
	212516	05/11/21	8D STUD BATTERIES	\$11,880.00
	212804	05/21/21	BATTERY MOW BLUE TOP MODEL D34M	\$7,500.00
	212839	05/25/21	BATTERY AAA ALKALINE	\$1,170.24
Total for Vendor:	Batteries Plus LLC			\$54,170.24



RTD:PO - Purchase Order Monthly Activity

PO Creation Date - From Date: 05/01/2021 To Date: 05/31/2021

Run Date: 06/10/2021

Page 4 of 30

<u>PO Vendor Name</u>	<u>PO Number</u>	<u>PO Date</u>	<u>Description</u>	<u>PO Amount</u>
Baultar Concepts, Inc.	212467	05/07/21	STEP LRV DEN VIII THRESHOLD TOP LH STEP	\$8,846.00
Total for Vendor:	Baultar Concepts, Inc.			\$8,846.00
Bearings & Industrial Supply Co Inc	212838	05/25/21	Chemical Loctite Sealant Quick Set 404 .33 Oz / 9.3 G	\$932.50
Total for Vendor:	Bearings & Industrial Supply Co Inc			\$932.50
Calmo Inc	212477	05/10/21	SPRING 1650 CYLINDER ASSY W/C RAMP	\$2,356.76
	212507	05/11/21	NONSKID 1650 NON-SLIP TAPE WHEELCHAIR RAMP END YELLOW	\$369.76
	212742	05/18/21	WASHER 1650 WHEELCHAIR RAMP	\$1,935.05
	212754	05/19/21	SCREW 1650 WHEELCHAIR RAMP	\$468.30
Total for Vendor:	Calmo Inc			\$5,129.87
City of Aurora	212724	05/14/21	421DP001 Iliff Garage IGA	\$102,289.84
Total for Vendor:	City of Aurora			\$102,289.84



RTD:PO - Purchase Order Monthly Activity

PO Creation Date - From Date: 05/01/2021 To Date: 05/31/2021

Run Date: 06/10/2021

Page 5 of 30

<u>PO Vendor Name</u>	<u>PO Number</u>	<u>PO Date</u>	<u>Description</u>	<u>PO Amount</u>
Colorado Custom Rock Corp	212470	05/10/21	19DT001 Colorado Custom Rock - 16th St Mall Granite Paver WO Contract - WO 35	\$1,320.00
	212478	05/10/21	19DT001 Colorado Custom Rock 16th St Mall Granite Paver WO Contract - WO 36	\$43,811.24
	212479	05/10/21	19DT001 Colorado Custom Rock 16th St Mall Granite Paver WO Contract - WO 37	\$36,024.78
	212480	05/10/21	19DT001 Colorado Custom Rock 16th St Mall Granite Paver WO Contract - WO 38	\$32,011.98
	212484	05/10/21	19DT001 Colorado Custom Rock 16th St Mall Granite Paver WO Contract - WO 39	\$23,469.00
Total for Vendor: Colorado Custom Rock Corp				\$136,637.00
Colorado Fire Services LLC	212529	05/12/21	MSV 73169 - Recharge Fire Extinguisher Cylinders	\$1,750.00
	212891	05/26/21	MSV 73168 - recharge fire extinguisher cylinders	\$850.00
Total for Vendor: Colorado Fire Services LLC				\$2,600.00
Colorado Petroleum	212731	05/17/21	FLUID ANTIFREEZE 100 PERCENT CONCENTRATE 55 GALLON	\$1,650.00
	212736	05/17/21	FLUID ANTIFREEZE 100 PERCENT CONCENTRATE 55 GALLON	\$825.00
Total for Vendor: Colorado Petroleum				\$2,475.00



RTD:PO - Purchase Order Monthly Activity

PO Creation Date - From Date: 05/01/2021 To Date: 05/31/2021

Run Date: 06/10/2021

Page 6 of 30

<u>PO Vendor Name</u>	<u>PO Number</u>	<u>PO Date</u>	<u>Description</u>	<u>PO Amount</u>
Counter Trade Products Inc	212723	05/14/21	Brocade SANnav software and support 1 year	\$10,330.00
Total for Vendor:	Counter Trade Products Inc			\$10,330.00
Cummins Inc	212461	05/07/21	HOUSING 9300 9400 ROCKER LEVER	\$615.32
	212860	05/25/21	HEAD 1800 5260-65 6000 6300 9300 9400 ISL LUBE OIL FILTER	\$351.75
	212921	05/27/21	PLUG 6000 OIL PAN M22 X 1.50 X 19 THREADED	\$118.50
Total for Vendor:	Cummins Inc			\$1,085.57
Dean Technology Inc	213087	05/28/21	VOLTRAP 891 VDC 5 AMP	\$410.00
Total for Vendor:	Dean Technology Inc			\$410.00
Denco Sales Company Inc	212765	05/20/21	Roland Printer Repairs	\$6,767.00
	213076	05/28/21	VINYL SCOTCHLITE GERBER EDGE BLACK	\$672.00
Total for Vendor:	Denco Sales Company Inc			\$7,439.00
E & G Terminal, Inc.	212435	05/07/21	Lubricant Silicone Spray Lube	\$145.92
Total for Vendor:	E & G Terminal, Inc.			\$145.92
Farnsworth Group, Inc.	212696	05/12/21	Boundary Mapping and Redistricting Services	\$162,345.00
Total for Vendor:	Farnsworth Group, Inc.			\$162,345.00
Fastenal Company	212769	05/20/21	BURNER BLOW TORCH	\$399.62
	212874	05/25/21	KNIFE PUTTY STIFF 1-1/2 BLADE	\$515.40
Total for Vendor:	Fastenal Company			\$915.02



RTD:PO - Purchase Order Monthly Activity

PO Creation Date - From Date: 05/01/2021 To Date: 05/31/2021

Run Date: 06/10/2021

Page 7 of 30

<u>PO Vendor Name</u>	<u>PO Number</u>	<u>PO Date</u>	<u>Description</u>	<u>PO Amount</u>
Fiero Automation	212389	05/04/21	Gauge Pressure 160PSI 1/4NPT	\$239.20
Total for Vendor:	Fiero Automation			\$239.20
FinishMaster, Inc.	212803	05/21/21	HARDNER LRV PPG DELFLEET QT	\$218.80
Total for Vendor:	FinishMaster, Inc.			\$218.80
Fraser Tool and Gauge	212500	05/11/21	ADJUSTER 1500 3600 6000 CALIPER MECH SET ELSA 225	\$11,046.00
	213077	05/28/21	BOLT 1800 9300 9400 FRONT AXLE TORX M18 X 1.5 X 60	\$1,275.00
Total for Vendor:	Fraser Tool and Gauge			\$12,321.00
Gerflor USA	212450	05/07/21	WELDING TIP 90 DEGREE BODY SHOP FLOORING USE	\$134.72
Total for Vendor:	Gerflor USA			\$134.72



RTD:PO - Purchase Order Monthly Activity

PO Creation Date - From Date: 05/01/2021 To Date: 05/31/2021

Run Date: 06/10/2021

Page 8 of 30

<u>PO Vendor Name</u>	<u>PO Number</u>	<u>PO Date</u>	<u>Description</u>	<u>PO Amount</u>
Gillig LLC	212385	05/04/21	COVER 6000 REAR EXIT DOOR LOWER LH	\$1,056.00
	212395	05/04/21	FUSE 5000 6000 HEAT A/C 125A	\$5,676.98
	212398	05/04/21	PLATE 6000 6300 AIR SPRING MOUNTING FRONT SUSPENSION	\$3,799.20
	212407	05/05/21	FITTING 5000 6000 ELBOW GOVERNOR TO AIR COMPRESSOR M10 X 1.0 MALE	\$13,534.64
	212408	05/05/21	HARNESS 5000 6000 DRIVERS HEATER	\$4,433.70
	212412	05/06/21	EXTRUSION 5000 6000 RAIN GUTTER RUBBER TRIM	\$4,589.25
	212413	05/06/21	CAP 1500 3600 3700 5000 6000 RADIATOR SURGE TANK 16LBS	\$1,515.24
	212425	05/06/21	HOSE 6000 DEAERATION SURGE TANK FC186 #6 X 024.0	\$2,331.64
	212436	05/07/21	MIRROR 6000 ASSY CONVEX HEATED EXTERIOR MIRROR RH LH	\$1,176.00
	212443	05/07/21	PUMP 1500 1800 3600 6000 9300 FUEL SPHEROS THERMO 230 300 350	\$1,350.39
	212468	05/07/21	CAP 1500 3700 SNAP IN WHEELCHAIR LIFT	\$235.50
	212700	05/13/21	TANK 1400 5000 A/C RECEIVER	\$405.31
	212708	05/14/21	Selector 1400 Shift WTEC3	\$964.64
	212710	05/14/21	FUSE 6000 400 AMP ALTERNATOR	\$805.13
	212711	05/14/21	PIVOT 6200 FLOOR LOWERING ASSY DETAIL B	\$166.25
	212755	05/19/21	BOLT 5000 6000 M16 X 2 FRONT AXLE HUB AND ROTOR	\$9,201.00
	212764	05/19/21	BRAKE CHAMBER 6000 6300 FRONT	\$2,293.76
	212767	05/20/21	ARM MIRROR 5000 6000 MOUNTING RH	\$2,969.48
	212771	05/20/21	SHAFT 6000 STEERING INTERMEDIATE	\$1,889.08
	212775	05/20/21	HEAD 9300 9400 BURNER 350 SPHERO	\$8,301.30
	212785	05/21/21	FRAME 6300 OUT RIGGER, ASSMY	\$1,262.04



RTD:PO - Purchase Order Monthly Activity

PO Creation Date - From Date: 05/01/2021 To Date: 05/31/2021

Run Date: 06/10/2021

Page 9 of 30

<u>PO Vendor Name</u>	<u>PO Number</u>	<u>PO Date</u>	<u>Description</u>	<u>PO Amount</u>
Gillig LLC	212792	05/21/21	GUIDE 1500 LIFT PLATFORM INNER	\$4,742.75
	212795	05/21/21	GUIDE 1500 3600 WHEELCHAIR HANDRAIL BLOCK KIT L/R	\$4,802.07
	212811	05/24/21	NUT 1405-1409 5000 SHOULDER	\$1,992.30
	212831	05/24/21	GAUGE 5200 6000 DUAL AIR 0-150 P.S.I.	\$13,820.49
	212850	05/25/21	SLIDE PIN KIT 1500 9300 6000 BUSHING BRAKE CALIPER	\$17,301.90
	212852	05/25/21	FILTER AIR 1800 6000 9300 ENGINE SECONDARY	\$3,148.75
	212869	05/25/21	LIGHT 5000 6000 ASSY STEPWELL	\$1,202.95
	212872	05/25/21	HOSE TRANS 5000 6000 TRANSMISSION COOLANT 90DEG	\$2,554.63
	212873	05/25/21	DUCT 5260-5265 6000 EXHAUST DIFFUSER	\$3,209.46
	212875	05/25/21	PLATE 6000 6300 AIR SPRING MOUNTING FRONT SUSPENSION	\$4,504.68
	212876	05/25/21	BOX 6000 LIFT CONTROL	\$4,125.80
	212894	05/26/21	BRAKE CAMSHAFT 1400 5000 LH DRIVE	\$4,549.00
	212899	05/26/21	STEPTREAD 5000 LONG SAFETY WALK BLACK	\$257.03
	213078	05/28/21	BUMPER 5000 6000 FRONT MODULE RH	\$3,633.73
Total for Vendor: Gillig LLC				\$137,802.07
Gilmore Construction Corp	212799	05/21/21	17FH009A WO-013 NM Thornton Parkway Median Polyurethane Injection	\$10,899.00
Total for Vendor: Gilmore Construction Corp				\$10,899.00



RTD:PO - Purchase Order Monthly Activity

PO Creation Date - From Date: 05/01/2021 To Date: 05/31/2021

Run Date: 06/10/2021

Page 10 of 30

<u>PO Vendor Name</u>	<u>PO Number</u>	<u>PO Date</u>	<u>Description</u>	<u>PO Amount</u>
Grainger	212396	05/04/21	CHEMICAL SOAP STEAM CLEANING ZEP FORMULA 940 5 GAL	\$639.76
	212431	05/06/21	LUBRICANT MOW GRAPHITE 1 GAL SLIP PLATE	\$1,984.68
	212465	05/07/21	Fluid Cutting Aluminum 16OZ	\$163.44
	212701	05/13/21	LIGHT MOW EMERGENCY LED 120/277V	\$169.28
	212773	05/20/21	Chemical Sealant Silicone Clear	\$327.36
	212784	05/21/21	BLADE KNIFE SINGLE EDGE RAZOR	\$1,632.40
	212801	05/21/21	CONNECTOR ELEC 1500 5000 6000 BATTERY RED SB350 SERIES 2 POLE 2/0	\$1,113.80
	212865	05/25/21	NONSKID TAPE YELLOW 2 INCH X 60 FT ROLL	\$426.72
	212866	05/25/21	CHEMICAL SOAP STEAM CLEANING ZEP FORMULA 940 5 GAL	\$319.88
	213084	05/28/21	HARD DRIVE TOSHIBA INTERNAL L200 2TB 5400RPM SATAIII6GB/S	\$1,758.84
Total for Vendor:	Grainger			\$8,536.16
Graybar Electric Company, Inc.	213086	05/28/21	STROBE MOW BLUE IMPULSE TPSS	\$440.90
Total for Vendor:	Graybar Electric Company, Inc.			\$440.90
HBM Supply	212892	05/26/21	Tape Electrical Black 3/4	\$148.80
Total for Vendor:	HBM Supply			\$148.80
HNTB Corporation	212800	05/21/21	17FH020 WO-015 TE Vault System Post Design/Construction Oversight	\$44,969.00
Total for Vendor:	HNTB Corporation			\$44,969.00



RTD:PO - Purchase Order Monthly Activity

PO Creation Date - From Date: 05/01/2021 To Date: 05/31/2021

Run Date: 06/10/2021

Page 11 of 30

<u>PO Vendor Name</u>	<u>PO Number</u>	<u>PO Date</u>	<u>Description</u>	<u>PO Amount</u>
Hi-Tec Enterprises	212365	05/03/21	STRUT LRV DEN I-VII DAMPER OSCILLATION PANTOGRAPH SHOCK ABSORBER	\$4,780.00
	213091	05/28/21	MIRROR HEATER GRID 24V LRV	\$399.50
Total for Vendor:	Hi-Tec Enterprises			\$5,179.50
IFE North America Inc	212759	05/19/21	PIN DOOR SENSITIVE EDGE DEN V LRV	\$75.00
	212853	05/25/21	SWITCH CUTOUT CREW DOOR 1, 11, 4 & 14 DEN V LRV	\$3,680.95
Total for Vendor:	IFE North America Inc			\$3,755.95
IFM Efector Inc.	213092	05/28/21	Box 170 Airflow Supervisor Chopper Blower LRV	\$460.00
Total for Vendor:	IFM Efector Inc.			\$460.00
J & S Contractors Supply Co.	212790	05/21/21	BASE SIGN TELSPAR 2 1/4 X 36 INCHES	\$4,240.00
Total for Vendor:	J & S Contractors Supply Co.			\$4,240.00
J.T. Ryerson & Son Inc.	212485	05/10/21	STOCK ALUMINUM SHEET 5052H-32 48 X 144 X .125	\$3,476.10
Total for Vendor:	J.T. Ryerson & Son Inc.			\$3,476.10
Jamaica Bearings Co Inc	212843	05/25/21	BEARING WHEEL 3600 3700 5000 6000 FRONT INNER CONE	\$738.75
Total for Vendor:	Jamaica Bearings Co Inc			\$738.75
Janek Corporation	212444	05/07/21	BUMPER 5000 6000 REAR MODULE LH	\$220.00
Total for Vendor:	Janek Corporation			\$220.00



RTD:PO - Purchase Order Monthly Activity

PO Creation Date - From Date: 05/01/2021 To Date: 05/31/2021

Run Date: 06/10/2021

Page 12 of 30

<u>PO Vendor Name</u>	<u>PO Number</u>	<u>PO Date</u>	<u>Description</u>	<u>PO Amount</u>
Johnson Controls, Inc.	212483	05/10/21	Full Service Maintenance Agreement Per RFP 121DM002	\$208,250.00
Total for Vendor:	Johnson Controls, Inc.			\$208,250.00
Knorr Brake Company	212806	05/21/21	COUPLER LRV DEN I-IV EH UNIT TO MOTOR	\$990.00
Total for Vendor:	Knorr Brake Company			\$990.00
Konica Minota Business Solutions	212506	05/11/21	120JD001 Konica Minolta Copier Lease	\$636,450.00
Total for Vendor:	Konica Minota Business Solutions			\$636,450.00
Kubat Equipment & Service Co. Inc	212745	05/18/21	RTD District Shops, Replace Fuel Dispenser	\$19,329.98
Total for Vendor:	Kubat Equipment & Service Co. Inc			\$19,329.98
L & N Supply Company	212384	05/04/21	BROOM ANGLER PLASTIC	\$274.80
	212400	05/04/21	Sprayer Only / Bottle 22 Oz	\$388.40
	212416	05/06/21	Handle Squeegee Metal Only	\$192.24
	212796	05/21/21	Handle Mop Spring Yoke W/ Adjusting Wing Nut	\$514.80
Total for Vendor:	L & N Supply Company			\$1,370.24
L.B. Foster Rail Technologies Corp	212726	05/14/21	STICK LUBE TREAD LRV	\$17,350.00
Total for Vendor:	L.B. Foster Rail Technologies Corp			\$17,350.00



RTD:PO - Purchase Order Monthly Activity

PO Creation Date - From Date: 05/01/2021 To Date: 05/31/2021

Run Date: 06/10/2021

Page 13 of 30

<u>PO Vendor Name</u>	<u>PO Number</u>	<u>PO Date</u>	<u>Description</u>	<u>PO Amount</u>
LED Smart Inc	212438	05/07/21	BULB LRV DEN I-VII INTERIOR LED DOME LIGHTS	\$13,266.00
Total for Vendor:	LED Smart Inc			\$13,266.00
Lexipol LLC	212377	05/03/21	Annual Law Enforcement Policy Manual & Daily Training Bulletins	\$18,500.00
Total for Vendor:	Lexipol LLC			\$18,500.00
MAC Products	212851	05/25/21	STEADY ARM MOW G1 IN S/S SINGLE BEND K&M	\$7,748.40
Total for Vendor:	MAC Products			\$7,748.40



RTD:PO - Purchase Order Monthly Activity

PO Creation Date - From Date: 05/01/2021 To Date: 05/31/2021

Run Date: 06/10/2021

Page 14 of 30

<u>PO Vendor Name</u>	<u>PO Number</u>	<u>PO Date</u>	<u>Description</u>	<u>PO Amount</u>
MHC Kenworth - Denver	212446	05/07/21	SENSOR 3600 3700 ISX NITROGEN OXIDE W/ PROTECTIVE COVER	\$2,950.32
	212464	05/07/21	SEAL KIT 1500 1800 3600 3700 3900 ISL ISX REAR AIR COMPRESSOR	\$4,881.69
	212491	05/10/21	SENSOR 1800 6000 9300 ISL NITROGEN OXIDE OUTLET	\$17,544.60
	212752	05/19/21	HOSE 1500 3600 3700 MOLDED CRANKCASE BREATHER	\$1,482.52
	212791	05/21/21	COVER 1400 2000 6000 9300 DIAGNOSTIC BOX REAR PROTECTIVE	\$1,306.58
	212858	05/25/21	MODULE 1800 6001-6299 9300 ISL ENGINE ELECTRONIC CONTROL	\$9,119.88
	212859	05/25/21	FILTER 1500 3600 3700 CRANKCASE BREATHER	\$1,440.00
	212914	05/26/21	SENSOR 1500 3600 3700 6000 9300 9400 ISL ISX TEMPERATURE EXHUA	\$13,263.08
	213080	05/28/21	ADAPTER 1500 1800 3600 9300 VACUUM BRAKE CALIPER	\$984.00
Total for Vendor:	MHC Kenworth - Denver			\$52,972.67
MSC Industrial Supply Co. Inc.	212448	05/07/21	GAUGE TIRE STRAIGHT ON TO CHECK PSI	\$226.80
	212699	05/13/21	ADHESIVE EPOXY 50ML 3M TRACK BRAKE BRACKET BLACK LRV	\$342.12
Total for Vendor:	MSC Industrial Supply Co. Inc.			\$568.92



RTD:PO - Purchase Order Monthly Activity

PO Creation Date - From Date: 05/01/2021 To Date: 05/31/2021

Run Date: 06/10/2021

Page 15 of 30

<u>PO Vendor Name</u>	<u>PO Number</u>	<u>PO Date</u>	<u>Description</u>	<u>PO Amount</u>
Majorsell International LTD	212421	05/06/21	RING KIT 1800 6000 9300 STANDARD AIR COMPRESSOR	\$2,920.00
	212750	05/19/21	CALIPER KIT BEARING ELSA 225	\$1,740.00
	212837	05/25/21	LEVER 1500 1990 3600 6000 CALIPER	\$270.00
Total for Vendor:	Majorsell International LTD			\$4,930.00
Mallory Safety & Supply LLC	212698	05/13/21	GLOVES NITRILE POWDER FREE 5 MIL DISPOSABLE MEDIUM	\$19,836.00
	212788	05/21/21	Regulator Face Mask Half 3M SA2000	\$359.00
Total for Vendor:	Mallory Safety & Supply LLC			\$20,195.00
Marini Diesel Inc	212445	05/07/21	WASHER 1500 6000 SEALING	\$985.68
	212462	05/07/21	COVER 5260-5265 6300 9400 GRID HEATER INTAKE MANIFOLD	\$1,307.81
	212712	05/14/21	CONNECTION 1400 ISB TURBO OIL DRAIN	\$94.15
	212794	05/21/21	GASKET 1800 5260-5265 6000 9300 ISL OIL PAN	\$3,746.22
	212798	05/21/21	INJECTOR 1500 3600 ENGINE	\$6,561.90
	212849	05/25/21	ACTUATOR 1800 6000 9300 9400 ISL TURBO KIT VGT	\$6,866.94
	213079	05/28/21	HOSE 1800 5260-5265 6000 9300 ISL AIR COMPRESSOR TO BLOCK	\$1,596.80
Total for Vendor:	Marini Diesel Inc			\$21,159.50



RTD:PO - Purchase Order Monthly Activity

PO Creation Date - From Date: 05/01/2021 To Date: 05/31/2021

Run Date: 06/10/2021

Page 16 of 30

<u>PO Vendor Name</u>	<u>PO Number</u>	<u>PO Date</u>	<u>Description</u>	<u>PO Amount</u>
Maxwell Industries R & D Inc	212517	05/11/21	MSV 72565 - REPAIR SHOCKS 70065122	\$5,151.00
	212518	05/11/21	MSV 72564 - REPAIR SHOCKS 70065124	\$1,515.00
	212519	05/11/21	MSV 72563 - REPAIR SHOCKS 612332	\$1,060.50
	212520	05/11/21	MSV 72562 - REPAIR SHOCKS 9120815	\$1,045.00
	212521	05/11/21	MSV 72561 - REPAIR SHOCKS 6133789	\$510.00
Total for Vendor:	Maxwell Industries R & D Inc			\$9,281.50
McMaster-Carr Supply Company	212373	05/03/21	HINGE 1500 PIANO STYLE 1 FOOT DRIVERS BARRIER	\$236.64
	212403	05/04/21	VELCRO 1IN DUAL LOCK	\$1,752.00
	212725	05/14/21	CLEVIS SANDING TUBE LRV	\$279.30
	212847	05/25/21	TAPE COTTON CLOTH FRICTION ELECTRICAL 3/4 INCH X 60 FT X 13 MIL	\$164.64
	212904	05/26/21	TRIM LRV DEN I-VII EDGE PROTECTION RACK ASSY	\$81.00
Total for Vendor:	McMaster-Carr Supply Company			\$2,513.58
Medical Transportation Management Inc	212770	05/20/21	121DH001 ADA Mobility Assessment and Travel Training Start-up 6/1/2021-8/31/2021 Full delivery of service begins 9/1/2021-8/31/2026	\$4,735,768.89
Total for Vendor:	Medical Transportation Management Inc			\$4,735,768.89
Midwest Sign & Screen Printing	212452	05/07/21	FOIL GERBER EDGE FX BLACK	\$764.15
Total for Vendor:	Midwest Sign & Screen Printing			\$764.15



RTD:PO - Purchase Order Monthly Activity

PO Creation Date - From Date: 05/01/2021 To Date: 05/31/2021

Run Date: 06/10/2021

Page 17 of 30

<u>PO Vendor Name</u>	<u>PO Number</u>	<u>PO Date</u>	<u>Description</u>	<u>PO Amount</u>
Modine Manufacturing Company	212499	05/11/21	RADIATOR 6001-6355 CAC COOLIING MODULE FRAMELESS	\$11,766.00
	212895	05/26/21	RADIATOR 6001-6355 CAC COOLIING MODULE FRAMELESS	\$23,532.00
Total for Vendor: Modine Manufacturing Company				\$35,298.00
Mohawk Mfg. & Supply Co.	212458	05/07/21	CLAMP 1800 9300 EXHAUST 4.75 INCH I.D.	\$309.80
	212877	05/25/21	LIGHT 5000 LED STEPWELL FRONT	\$389.08
	212893	05/26/21	VALVE 6000 BRAKE APPLICATION E-8P	\$3,164.81
Total for Vendor: Mohawk Mfg. & Supply Co.				\$3,863.69
Motion Industries, Inc.	212732	05/17/21	Hose Fuel Clear 1/2IN	\$142.00
Total for Vendor: Motion Industries, Inc.				\$142.00
Muncie Transit Supply	212390	05/04/21	FUSE 5000 6000 HEAT A/C 125A	\$1,521.93
	212459	05/07/21	CAP FUEL 1500 3600 3700 5000 6000 9300 FILL DUST COVER	\$1,800.60
	212766	05/20/21	LATCH 6000 COMPRESSION LEVER FLOOR HATCH	\$392.25
	212783	05/21/21	BEARING WHEEL 5000 6000 DRIVE OUTER CONE	\$537.60
	212845	05/25/21	HOSE SILICONE 5/8 X 36 IN	\$1,421.12
	212867	05/25/21	FILL ASSY 5000 6000 6300 FUEL NECK	\$1,418.90
	212901	05/26/21	ELECTRODE ALL EXCEPT 1401-1404 1990 IGNITION SPHEROS THERMO 230 300 350	\$182.04
	213081	05/28/21	FAN 1800 9300 ASSEMBLY CONDENSER	\$1,301.06
Total for Vendor: Muncie Transit Supply				\$8,575.50



RTD:PO - Purchase Order Monthly Activity

PO Creation Date - From Date: 05/01/2021 To Date: 05/31/2021

Run Date: 06/10/2021

Page 18 of 30

<u>PO Vendor Name</u>	<u>PO Number</u>	<u>PO Date</u>	<u>Description</u>	<u>PO Amount</u>
Mythics Inc	212504	05/11/21	Oracle Support & Cloud Service Renewal/HW EOL Refresh (replaces PO #210597)	\$332,716.07
Total for Vendor:	Mythics Inc			\$332,716.07
NAPA Auto Parts	212466	05/07/21	CONNECTOR LRV DEN I-VII PIGTAIL WEATHER PACK 2-WAY TOWER 18 GA. SXL BLK 10" FEMALE	\$108.40
	212844	05/25/21	Propane Bernzomatic	\$417.60
Total for Vendor:	NAPA Auto Parts			\$526.00
NASG Holdings LLC	212761	05/19/21	CAB WINDOW GLASS FIXED LH LRV	\$697.41
Total for Vendor:	NASG Holdings LLC			\$697.41
National Coatings & Supplies Inc	212406	05/05/21	SATA Fresh Air Components	\$6,951.57
	212463	05/07/21	PAINT ACCELERATOR DUPONT QUART	\$667.28
	212498	05/10/21	PAINT BUS WHITE 3/4 GAL IMRON	\$189.53
	212898	05/26/21	ACTIVATOR MID TEMP DUPONT	\$1,464.48
Total for Vendor:	National Coatings & Supplies Inc			\$9,272.86



RTD:PO - Purchase Order Monthly Activity

PO Creation Date - From Date: 05/01/2021 To Date: 05/31/2021

Run Date: 06/10/2021

Page 19 of 30

<u>PO Vendor Name</u>	<u>PO Number</u>	<u>PO Date</u>	<u>Description</u>	<u>PO Amount</u>
National Oak	212386	05/04/21	ADHESIVE SEMI-RIGID PLASTIC REPAIR	\$430.56
Distributors Inc	212417	05/06/21	Chemical Adhesive Plastic Thin Medium	\$699.24
	212532	05/12/21	SATA Fresh Air Parts	\$18,654.25
	212751	05/19/21	BODY FILLER PLATINUM PLUS 3 GAL PAIL	\$827.25
	212774	05/20/21	FILLER FIBRAL SANDABLE FIBERGLASS 1 LITER BAG	\$969.02
	212823	05/24/21	SANDPAPER DISC 6 IN 80 GRIT HOOKIT PURPLE 3M CUBITRON	\$279.00
	212868	05/25/21	CHEMICAL ADHESIVE FUSOR BONDER 1.7OZ ID PLATE	\$956.48
Total for Vendor:	National Oak Distributors Inc			\$22,815.80
National Trackwork Inc.	212907	05/26/21	Gasket Lead Mechanical Switchman MOW LRV	\$117.96
Total for Vendor:	National Trackwork Inc.			\$117.96
Neopart Transit LLC	213082	05/28/21	SEAL 1500 1990 3600 3700 DRIVE AXLE INNER	\$738.15
Total for Vendor:	Neopart Transit LLC			\$738.15
New Pig Corporation	212821	05/24/21	ABSORBANT MAT WHITE 16.5 X 20 OL ONLY	\$1,152.00
	212822	05/24/21	ABSORBANT MAT GREY 15 X 20 COOLANT/OIL	\$4,704.00
Total for Vendor:	New Pig Corporation			\$5,856.00



RTD:PO - Purchase Order Monthly Activity

PO Creation Date - From Date: 05/01/2021 To Date: 05/31/2021

Run Date: 06/10/2021

Page 20 of 30

<u>PO Vendor Name</u>	<u>PO Number</u>	<u>PO Date</u>	<u>Description</u>	<u>PO Amount</u>
Onspot of North America Inc	212414	05/06/21	CHAIN WHEEL 3700 AUTO CHAINS S/S	\$429.30
Total for Vendor:	Onspot of North America Inc			\$429.30
Oracle America Inc	212486	05/10/21	17DH022 Oracle/Aconex SaaS - Option Year #2	\$167,000.00
Total for Vendor:	Oracle America Inc			\$167,000.00
PPG Architectural	212828	05/24/21	CHEMICAL WIPES GRAFFITI SAFE	\$577.80
Finishes, Inc.	212917	05/27/21	PAINT EPOXY YELLOW 2-PART PPG AMERLOCK	\$298.34
Total for Vendor:	PPG Architectural Finishes, Inc.			\$876.14
PSI Repair Services, Inc.	212786	05/21/21	Unscheduled Repair of DC/DC Converters OEM PSI	\$6,452.00
Total for Vendor:	PSI Repair Services, Inc.			\$6,452.00
Power Product Technologies, Inc.	212730	05/17/21	HOSE SHOP AIR 250 PSI RED 3/8 IN GOODYEAR HORIZON	\$156.00
Total for Vendor:	Power Product Technologies, Inc.			\$156.00
Prevost Car (US) Inc.	212879	05/25/21	GOVERNOR 1400 1650 5000 6000 AIR COMPRESSOR	\$2,231.60
Total for Vendor:	Prevost Car (US) Inc.			\$2,231.60
Prime Industries Inc.	212449	05/07/21	CHEMICAL ROOF SEALANT SEAL BOND 100	\$783.12
	212878	05/25/21	CHEMICAL ROOF SEALANT SEAL BOND 100	\$903.60
Total for Vendor:	Prime Industries Inc.			\$1,686.72



RTD:PO - Purchase Order Monthly Activity

PO Creation Date - From Date: 05/01/2021 To Date: 05/31/2021

Run Date: 06/10/2021

Page 21 of 30

<u>PO Vendor Name</u>	<u>PO Number</u>	<u>PO Date</u>	<u>Description</u>	<u>PO Amount</u>
Pynergy Petroleum Company LLC	212911	05/26/21	Lubricant Grease Conoco Red Multiplex 120LB KEG	\$702.00
	212912	05/26/21	Lubricant Grease Conoco Red Multiplex 120LB KEG	\$351.00
Total for Vendor:	Pynergy Petroleum Company LLC			\$1,053.00
R.F.S., Inc.	212434	05/07/21	CABLE MECH PASSENGER BELL CORD	\$175.00
	212862	05/25/21	STRIKER WELDING TORCH	\$150.00
Total for Vendor:	R.F.S., Inc.			\$325.00
R.S. Hughes Company, Inc.	212427	05/06/21	Sandpaper Disc Roloc 2IN 50GRIT	\$217.50
	212456	05/07/21	CLEANER ADHESIVE GENERAL PURPOSE	\$1,066.32
	212772	05/20/21	TAPE VHB 1 INCH DOUBLE SIDED GRAY	\$257.02
	212841	05/25/21	CHEMICAL CLEANER ELECTRICAL CONTACT ELECTRO140	\$544.80
Total for Vendor:	R.S. Hughes Company, Inc.			\$2,085.64
Rocky Mountain Adhesives, LLC	212404	05/04/21	BOX AIR INTAKE 9.5 X 11.5 X 12.5	\$262.88
Total for Vendor:	Rocky Mountain Adhesives, LLC			\$262.88
RouteMatch Software Inc	212739	05/18/21	15DH009 Amendment 17 Software Maintenance 6/4/21-6/3/22	\$159,474.29
Total for Vendor:	RouteMatch Software Inc			\$159,474.29
Royal Supply Company	212453	05/07/21	TOOL DDEC PIN REMOVER	\$217.80
Total for Vendor:	Royal Supply Company			\$217.80



RTD:PO - Purchase Order Monthly Activity

PO Creation Date - From Date: 05/01/2021 To Date: 05/31/2021

Run Date: 06/10/2021

Page 22 of 30

<u>PO Vendor Name</u>	<u>PO Number</u>	<u>PO Date</u>	<u>Description</u>	<u>PO Amount</u>
Saf-T-glove, Inc.	212501	05/11/21	Jacket Rain Large	\$118.32
	212827	05/24/21	Pants Rain Medium	\$618.48
Total for Vendor:	Saf-T-glove, Inc.			\$736.80
Scheidt & Bachmann USA Inc	212888	05/25/21	0371957- MDL DISPLAY 15-TS LITEMAX -IX D	\$7,984.80
Total for Vendor:	Scheidt & Bachmann USA Inc			\$7,984.80
Schunk Carbon Technology LLC	212694	05/12/21	SHUNT UPPER TO LOWER FRAME PANTOGRAPH LRV	\$905.40
	212734	05/17/21	SHAFT INSIDE ENDS OF COUPLING ROD PANTOGRAPH LRV	\$911.70
	212744	05/18/21	CARBON STRIP WITH HEATING ELEMENT PANTOGRAPH LRV	\$22,362.00
	212779	05/20/21	SPRING LOOP LRV DEN I-VIII PANTOGRAPH PAN HEAD	\$11,340.00
	213089	05/28/21	SHUNT CABLE BRAIDED PANTOGRAPH LRV	\$221.20
Total for Vendor:	Schunk Carbon Technology LLC			\$35,740.30
Securr	212733	05/17/21	Guardian Series Waste Receptacle HS350W-CS Clear sided, Homeland security compliant waste receptacles	\$13,995.00
Total for Vendor:	Securr			\$13,995.00



RTD:PO - Purchase Order Monthly Activity

PO Creation Date - From Date: 05/01/2021 To Date: 05/31/2021

Run Date: 06/10/2021

Page 23 of 30

<u>PO Vendor Name</u>	<u>PO Number</u>	<u>PO Date</u>	<u>Description</u>	<u>PO Amount</u>
Selective Transit Parts	212706	05/13/21	SENSOR 5000 6HP592 SPEEDOMETER	\$49.60
	212830	05/24/21	SENSOR 1800 6000 9300 OUTPUT	\$990.00
			TURBINE ZF ECOLIFE TRANSMISSION	
	212897	05/26/21	SENSOR 6000 6300 9300 9400 ZF	\$690.00
			TRANSMISSION FLUID LEVEL	
	212919	05/27/21	DRUM 1800 9300 TRANSMISSION B	\$713.00
			CLUTCH	
Total for Vendor:	Selective Transit Parts			\$2,442.60
Sid Harvey Industries, Inc.	212422	05/06/21	Hose A/C Charging Red	\$219.50
Total for Vendor:	Sid Harvey Industries, Inc.			\$219.50
Siemens Mobility Inc	212372	05/03/21	HARNES GROUND BRUSH AXLE 4 SD160	\$2,140.00
			DEN V LRV	
	212916	05/27/21	WINDOW LRV DEN VIII SLIDING CAB LH	\$12,752.00
Total for Vendor:	Siemens Mobility Inc			\$14,892.00
SmartDrive Systems, Inc	212753	05/19/21	BRACKET 1800 6000 9300 MOUNTING	\$300.00
			PRIMARY TYPE 2 CAMERA	
Total for Vendor:	SmartDrive Systems, Inc			\$300.00
Sportworks Northwest, Inc.	212502	05/11/21	BRACKET 1500 1990 3600 BIKE RACK	\$342.00
	212802	05/21/21	BIKE RACK 1500 1800 3600 3700 5000	\$2,589.00
			6000 9300 STAINLESS FULL ASSY	
Total for Vendor:	Sportworks Northwest, Inc.			\$2,931.00



RTD:PO - Purchase Order Monthly Activity

PO Creation Date - From Date: 05/01/2021 To Date: 05/31/2021

Run Date: 06/10/2021

Page 24 of 30

<u>PO Vendor Name</u>	<u>PO Number</u>	<u>PO Date</u>	<u>Description</u>	<u>PO Amount</u>
Sunshine Building Maintenance, Inc	212854	05/25/21	Funding for Janitorial Services at 8101 and 8215 Steele Street	\$7,653.96
Total for Vendor:	Sunshine Building Maintenance, Inc			\$7,653.96
Super-Tech Filter	212428	05/06/21	Filter Air Pleated 30" X 20" X 2" MOW LRV	\$245.60
Total for Vendor:	Super-Tech Filter			\$245.60
Talk the Rockies	212451	05/07/21	ANTENNA PORTABLE 7-800 GPS	\$430.00
Total for Vendor:	Talk the Rockies			\$430.00
Team Petroleum, LLC	212768	05/20/21	CHEMICAL CLEANER SOLVENT WINDSHIELD WIPER WASHER READY-MIX	\$376.44
Total for Vendor:	Team Petroleum, LLC			\$376.44



RTD:PO - Purchase Order Monthly Activity

PO Creation Date - From Date: 05/01/2021 To Date: 05/31/2021

Run Date: 06/10/2021

Page 25 of 30

<u>PO Vendor Name</u>	<u>PO Number</u>	<u>PO Date</u>	<u>Description</u>	<u>PO Amount</u>
The AfterMarket Parts Company	212401	05/04/21	VALVE 1500 3600 3700 ASSY LEVELING LH RR	\$708.70
	212419	05/06/21	STRAP 1800 9300 STANDING ASSIST ARTICULATED JOINT	\$3,487.22
	212437	05/07/21	MODULE 3600 3700 MASTER	\$6,303.16
	212439	05/07/21	GLASS 1800 9300 ENTRANCE DOOR GLASS AFT	\$633.30
	212440	05/07/21	TUBE 1500 1990 3600 3700 BAGGAGE DOOR STABILIZER	\$1,433.30
	212442	05/07/21	CABLE 1500 3600 ALTERNATOR NO. 2 ISX	\$1,502.64
	212447	05/07/21	ALTERNATOR 1500 3600 3700	\$13,622.59
	212454	05/07/21	SILENCER 1500 1650 1990 3600 3700 AIR DRYER KIT	\$13,650.39
	212455	05/07/21	SLIDE 1500 1990 3600 3700 UNIT COMPLETE FRAME AND GLASS	\$2,734.45
	212460	05/07/21	BEARING 1500 1990 FRONT TAG AXLE	\$5,762.30
	212496	05/10/21	WINDSHIELD 1500 1990 3600 3700 LH STREETSIDE	\$1,013.36
	212533	05/12/21	STRAP 1500 1800 3600 3700 5000 6000 9300 STATIC GROUND	\$1,554.00
	212713	05/14/21	BRACKET 1800 9300 9400 ALTERNATOR SUPPORT BRACKET	\$3,396.78
	212743	05/18/21	POCKET 1800 9300 9400 FLOOR FORWARD FLOOR INSTALLATION	\$1,903.26
	212793	05/21/21	VALVE AIR SURGE TANK SCHRADER 1/4 MPT	\$7,962.22
	212797	05/21/21	VENT 1800 9300 BREATHER PUMP RAMP	\$886.58
	212829	05/24/21	DOOR 1800 9300 ASSY-SIDE CONSOLE	\$4,063.68
	212840	05/25/21	BUSHING KIT 1800 9300 UPPER LOWER REAR RADIUS ROD	\$11,611.40



RTD:PO - Purchase Order Monthly Activity

PO Creation Date - From Date: 05/01/2021 To Date: 05/31/2021

Run Date: 06/10/2021

Page 26 of 30

<u>PO Vendor Name</u>	<u>PO Number</u>	<u>PO Date</u>	<u>Description</u>	<u>PO Amount</u>
The AfterMarket Parts Company	212909	05/26/21	VALVE 1990 DRIVER'S HTR DEFROSTER	\$400.00
	212910	05/26/21	WHEEL 1500 1990 ALCOA BRUSHED ALUMINUM 22.5 X 9	\$3,123.28
	212913	05/26/21	Bracket Body 1990 1500 3600 3700 Bumper Front Latching Angle LH	\$8,298.25
	212918	05/27/21	TRAY 1500 1990 3600 3700 BATTERY BASE	\$4,996.64
	212920	05/27/21	PLATE 1500 1990 3600 3700 CLOSING REAR BUMPER	\$10,742.96
	213075	05/28/21	MOUNT 1500 3600 EXTRUSION RUBBER RUB RAIL REAR SIDE SERVICE DOOR	\$356.31
	213085	05/28/21	MOLDING 1800 9300 FENDER POLYURETHANE	\$900.00
Total for Vendor: The AfterMarket Parts Company				\$111,046.77
The Branting Industries II Inc	212825	05/24/21	Torque Converter Replacement Work Order DSHUS-2021-32/ Invoice 97646	\$175.00
	Total for Vendor: The Branting Industries II Inc			\$175.00
The Home Depot Pro	212387	05/04/21	Brush Scratch Stainless Steel	\$216.00
	212848	05/25/21	Nozzle Garden Hose Pistol Grip Standard	\$1,831.40
Total for Vendor: The Home Depot Pro				\$2,047.40



RTD:PO - Purchase Order Monthly Activity

PO Creation Date - From Date: 05/01/2021 To Date: 05/31/2021

Run Date: 06/10/2021

Page 27 of 30

<u>PO Vendor Name</u>	<u>PO Number</u>	<u>PO Date</u>	<u>Description</u>	<u>PO Amount</u>
The Sherwin-Williams Company	212391	05/04/21	TAPE DUCT SILVER 2IN 3M HIGHLAND	\$1,557.38
	212735	05/17/21	SHEETING OVERSPRAY PROTECTIVE 3M LRV	\$213.00
	212861	05/25/21	SANDPAPER DISC 6 IN 40 GRIT HOOKIT PURPLE 3M CUBITRON	\$224.00
	213090	05/28/21	SANDPAPER DISC 6 IN 180 GRIT HOOKIT PURPLE 3M CUBITRON	\$468.00
	Total for Vendor: The Sherwin-Williams Company			\$2,462.38
Thermo King of Dallas LLC	212714	05/14/21	DRYER 1400 5000 6000 6300 A/C	\$225.35
	212762	05/19/21	SENSOR TEMP A/C THERMO KING HVAC LRV	\$369.60
	212807	05/21/21	CONTROLLER HVAC CONTROL BOX SD160 LRV	\$13,346.42
	Total for Vendor: Thermo King of Dallas LLC			\$13,941.37
Titan Laboratories	212418	05/06/21	Bottle Sample W/CAP Natural Plastic Fuel 8 Oz	\$300.00
	212820	05/24/21	BOTTLE OIL SAMPLE TITAN W/PROBE	\$12,648.00
Total for Vendor: Titan Laboratories				\$12,948.00
Translite Enterprises Inc	212497	05/10/21	WINDSHIELD 5000 6000 RH W/ SHADEBAND	\$1,769.90
Total for Vendor: Translite Enterprises Inc				\$1,769.90
Transwest ATTP	212846	05/25/21	FLUID DIESEL EXHAUST DEF 2.5 GAL	\$450.60
Total for Vendor: Transwest ATTP				\$450.60



RTD:PO - Purchase Order Monthly Activity

PO Creation Date - From Date: 05/01/2021 To Date: 05/31/2021

Run Date: 06/10/2021

Page 28 of 30

<u>PO Vendor Name</u>	<u>PO Number</u>	<u>PO Date</u>	<u>Description</u>	<u>PO Amount</u>
US Standard Sign Company	212787	05/21/21	Sign Blank 24 X 24 Sign Shop	\$999.00
Total for Vendor:	US Standard Sign Company			\$999.00
Vecom USA	212691	05/12/21	TWC TRANSPONDER 8A83 LRV	\$4,892.00
Total for Vendor:	Vecom USA			\$4,892.00
Vehicle Maintenance	212424	05/06/21	HEADLIGHT 1990 5000 HALOGEN LOW	\$99.75
Program, Inc.	213083	05/28/21	BEARING WHEEL 5000 6000 DRIVE INNER CUP	\$362.40
Total for Vendor:	Vehicle Maintenance Program, Inc.			\$462.15
Via Mobility Services	212707	05/13/21	421DB002 2021 HOP Vehicle Replacement	\$350,000.00
Total for Vendor:	Via Mobility Services			\$350,000.00
Vision Chemical Systems Inc	212366	05/03/21	CHEMICAL CLEANER LOOK GLASS CONCENTRATE BUTCHERS	\$334.80
	212394	05/04/21	Chemical Cleaner Carpet Extraction Butchers Fountainhead	\$480.00
	212826	05/24/21	CHEMICAL CLEANER GRAFFITI REMOVER CONCENTRATE GALLON	\$5,988.00
Total for Vendor:	Vision Chemical Systems Inc			\$6,802.80
WSP USA Inc	212492	05/10/21	121DO001 O&M of RTD Groundwater Treatmetn Facility - Tunnel 16	\$956,212.62
Total for Vendor:	WSP USA Inc			\$956,212.62



RTD:PO - Purchase Order Monthly Activity

PO Creation Date - From Date: 05/01/2021 To Date: 05/31/2021

Run Date: 06/10/2021

Page 29 of 30

<u>PO Vendor Name</u>	<u>PO Number</u>	<u>PO Date</u>	<u>Description</u>	<u>PO Amount</u>
West Direct Oil LLC	212493	05/10/21	LUBRICANT OIL 10W30 PREMIUM BLUE SYNTHETIC BLEND 55 GAL DRUM	\$1,798.00
	212741	05/18/21	BRAKE FLUID 5 GALLON (HYD FLUID) LRV	\$4,095.20
	212855	05/25/21	GREASE 14oz GLADUS S3 V220 C2 TUBES	\$177.16
Total for Vendor:	West Direct Oil LLC			\$6,070.36
Western Paper Distributors Inc	212789	05/21/21	TOWEL RAG WYPALL WORK HORSE KIMBERLY	\$2,440.00
Total for Vendor:	Western Paper Distributors Inc			\$2,440.00
Western States Fire Protection Co	212738	05/17/21	Civic Center Station - Fire Pump, Pump Controller and Transfer Switch Replacement	\$83,380.00
Total for Vendor:	Western States Fire Protection Co			\$83,380.00
Western Tool Company	212423	05/06/21	PEN MARKING WHITE DYKEM M-3	\$412.80
Total for Vendor:	Western Tool Company			\$412.80
Western-Cullen-Hayes Inc.	212426	05/06/21	MOTOR DC MOW GATE MECHANISM 3590 WCH	\$2,164.00
Total for Vendor:	Western-Cullen-Hayes Inc.			\$2,164.00
Whisler Bearing Company	212457	05/07/21	LUBRICANT LUBRIPLATE SPRAY LUBE A	\$249.36
Total for Vendor:	Whisler Bearing Company			\$249.36



RTD:PO - Purchase Order Monthly Activity

PO Creation Date - From Date: 05/01/2021 To Date: 05/31/2021

Run Date: 06/10/2021

Page 30 of 30

<u>PO Vendor Name</u>	<u>PO Number</u>	<u>PO Date</u>	<u>Description</u>	<u>PO Amount</u>
Wurth USA Inc.	212864	05/25/21	Paint Undercoat Wurth Rubberized 20 Oz Can	\$441.22
Total for Vendor:	Wurth USA Inc.			\$441.22
Zilla Corporation	212697	05/13/21	POST SIGN SHOP LONG POLE SET	\$12,900.00
	212705	05/13/21	POST SIGN LONG BLACK POWDERCOATED	\$6,204.75
Total for Vendor:	Zilla Corporation			\$19,104.75
Total Amount for Report:				\$9,194,635.48
Total Number of POs:				308