


Adeegyada Ka Caawinta Luuqadda

 www.rtd-denver.com/language-access

 Language.services@rtd-denver.com


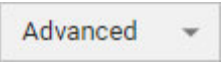
 303.299.6000

Sida Loo Beddelo Luuqada Barta Internetka ee Biraawsarkaaga

Google Chrome	1
Mozilla Firefox.....	4
Microsoft Edge.....	6
Apple Safari	9



Google Chrome

1. Fur biraawsarkaaga Google Chrome.
2. Dhinaca geeska sare ee midig ee shaashada, guji astaanta  .
3. Liiska hoos-u-dhaca ee soo muuqda, ka dooro **Settings**.
4. Shaashada xigta, guji hoos-u-dhaca  .
5. Guji qeybta *Languages*.

6. Gudaha qeybta *Languages*, guji **down arrow** ee dhanka midig ee doorashada *Language*.

Language English	▼
Spell check English (United States)	▼


7. Gudaha liiska soo muuqda, guji xiriiriyaha [Add languages](#).

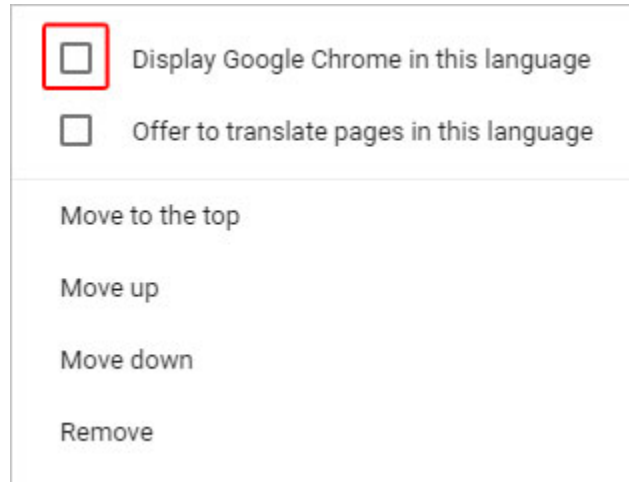
8. Shaashada xigta, dhagsii sanduuqa calaamadaynta ee ku xiga hal ama in ka badan luuqad(dood) (A), ka dibna guji badhanka **Add** (B).

Add languages

- Spanish (Colombia) - español (Colombia)
- Spanish (Costa Rica) - español (Costa Rica)
- Spanish (Honduras) - español (Honduras)
- Spanish (Latin America) - español (Latinoamérica)
- Spanish (Mexico) - español (México)
- Spanish (Peru) - español (Perú)
- Spanish (Spain) - español (España)
- Spanish (United States) - español (Estados Unidos)

CANCEL **ADD**



9. Luuqadahaaga cusub ee aad dhawaan dooratay waa inay ka muuqdaan gudaha liiska *Language*. Si aad mid u doorato, guji astaanta  dhanka midig ee luqadda oona calaamadee sanduuqa ku xiga **Display Google Chrome in this language**.



10. Guji **Relaunch** ama xir oona dib u fur biraawsarkaaga Chrome-ka si aad u muujiso luqadda cusub.



Mozilla Firefox

1. Fur biraawsarkaaga Mozilla Firefox
2. Guji astaanta  ku taal geeska sare ee bidix ee shaashada biraawsarka.
3. Ka dooro **Settings** liiska hoos-u-dhaca ee soo muuqda.
4. Hoosta qeybta *Language*, guji badhanka .

Language

Choose the languages used to display menus, messages, and notifications from Firefox.

English (United States) Set Alternatives...

Choose your preferred language for displaying pages Choose...

Check your spelling as you type

5. Gudaha shaashada, guji **Select a language to add**.

Webpage Language Settings ×

Web pages are sometimes offered in more than one language. Choose languages for displaying these web pages, in order of preference

English (United States) [en-us]

English [en]

Move Up

Move Down

Remove

Select a language to add...

▼

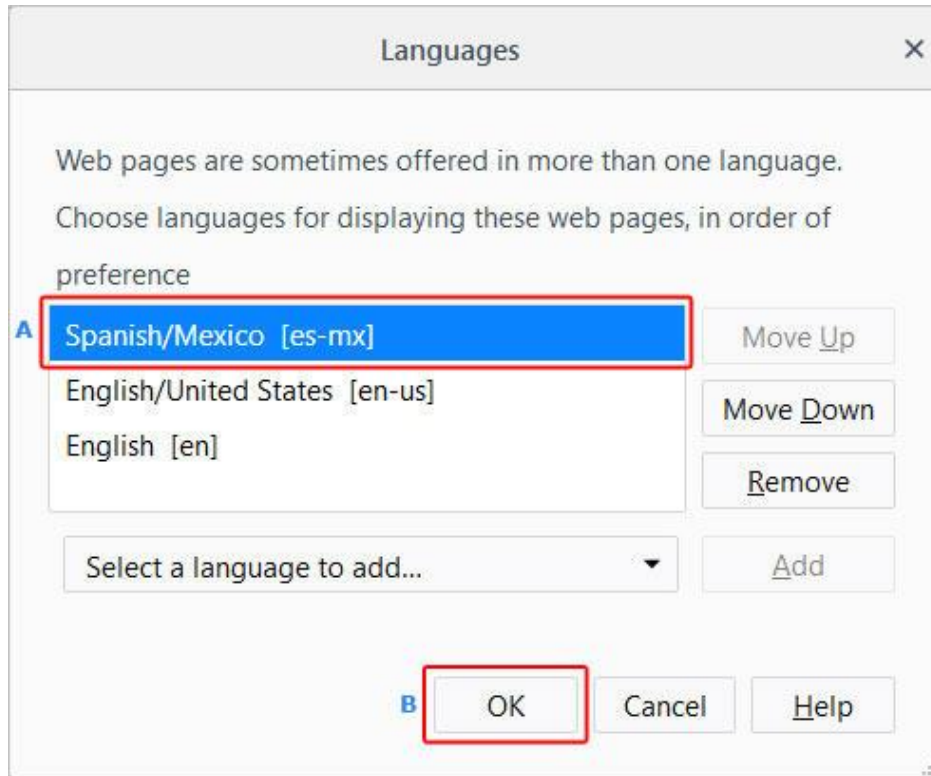
Add

OK

Cancel

Help


6. Dhagsii luqadda aad rabto (A), guji **Add**, ka dibna dhagsii badhanka **OK** (B).

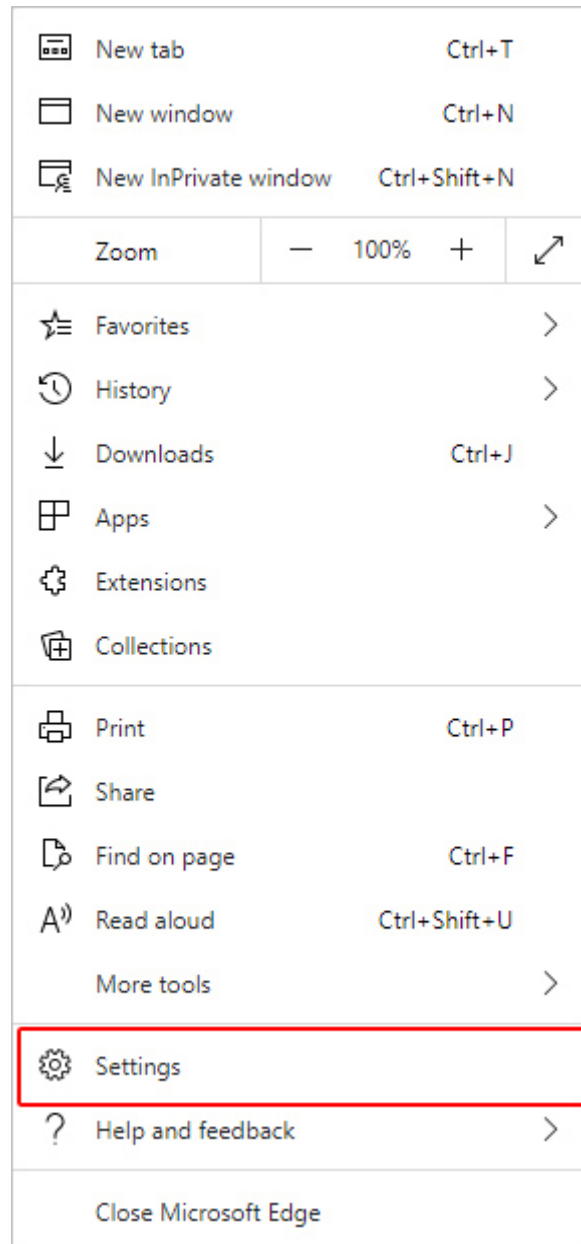


7. Dib u billow biraawsarkaaga si aad u muujiso luqadda cusub.

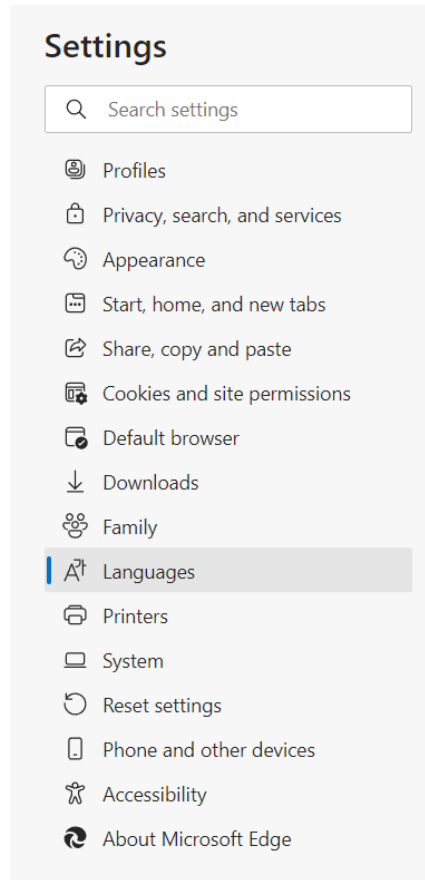


Microsoft Edge

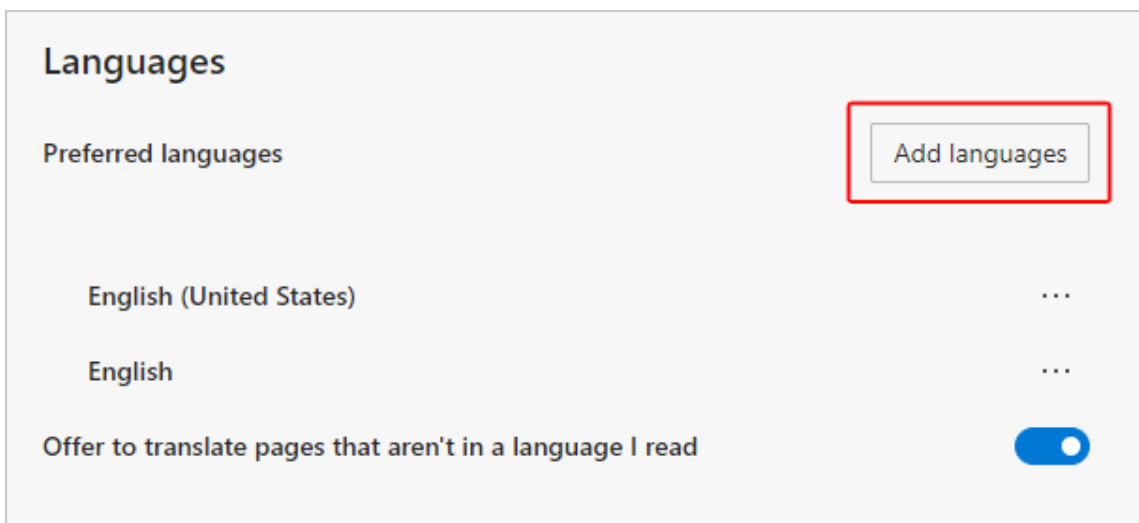
1. Fur biraawsarka Microsoft Edge.
2. Guji **Settings and more icon**  ee geeska sare ee midig ee shaashada biraawsarka.
3. Gudaha liiska hoos-u-dhaca, ee u dhow xagga hoose, dooro **Settings**.



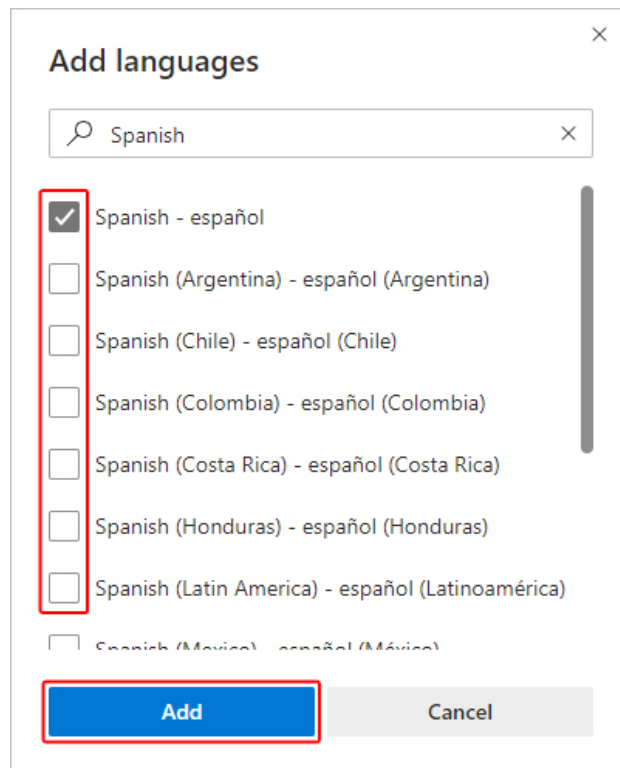
4. Dhinaca bidix ee shaashadda, hoosta *Settings*, guji **Languages**.





5. Hoosta qeybta *Languages*, guji badhanka **Add languages**.



6. Gudaha waxa sida degdega ah u soo muuqda, dooro luqadda(daha) aad rabto in biraawsarku muujiyo, ka dibna dhagsii badhanka **Add**.



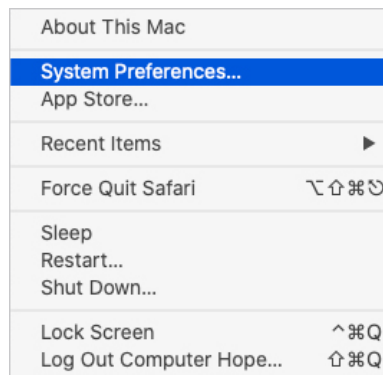
7. Dib ugu soo noqo qaybta Luuqadaha, hel luqadda aad doorbidayso oo guji  astaanta ah dhanka midig. Kadib, calaamadee sanduuqa ku xiga **Display Microsoft Edge in this language**.
8. Guji badhanka  ama xir oo dib u fur biraawsarka.



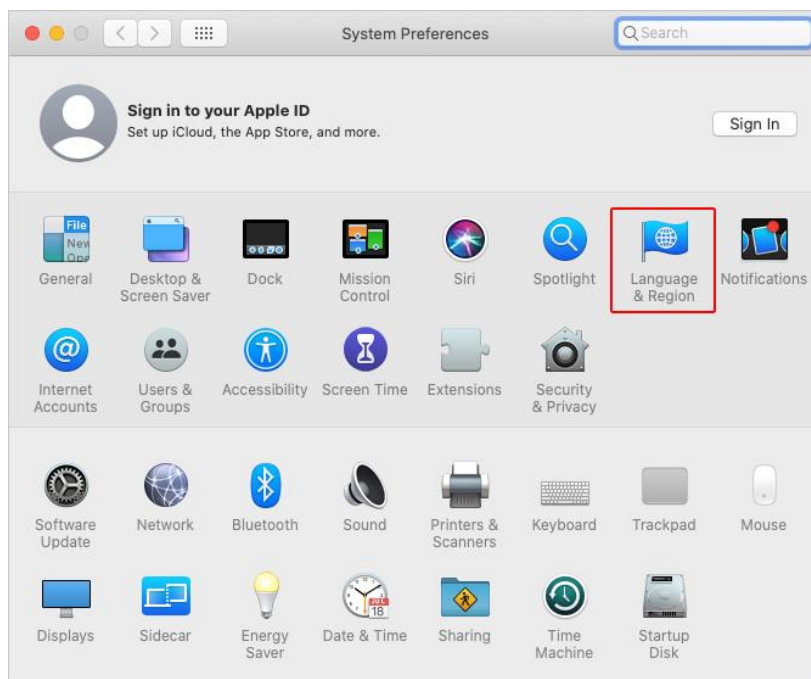
Apple Safari

Safari waxaa lagu dhex milay macOS. Sidaas awgeed, waa inaad gashaa goobaha luqada ee dejinada Mac-kaaga si aad u bedesho luqadda lagu muujiyo Safari.

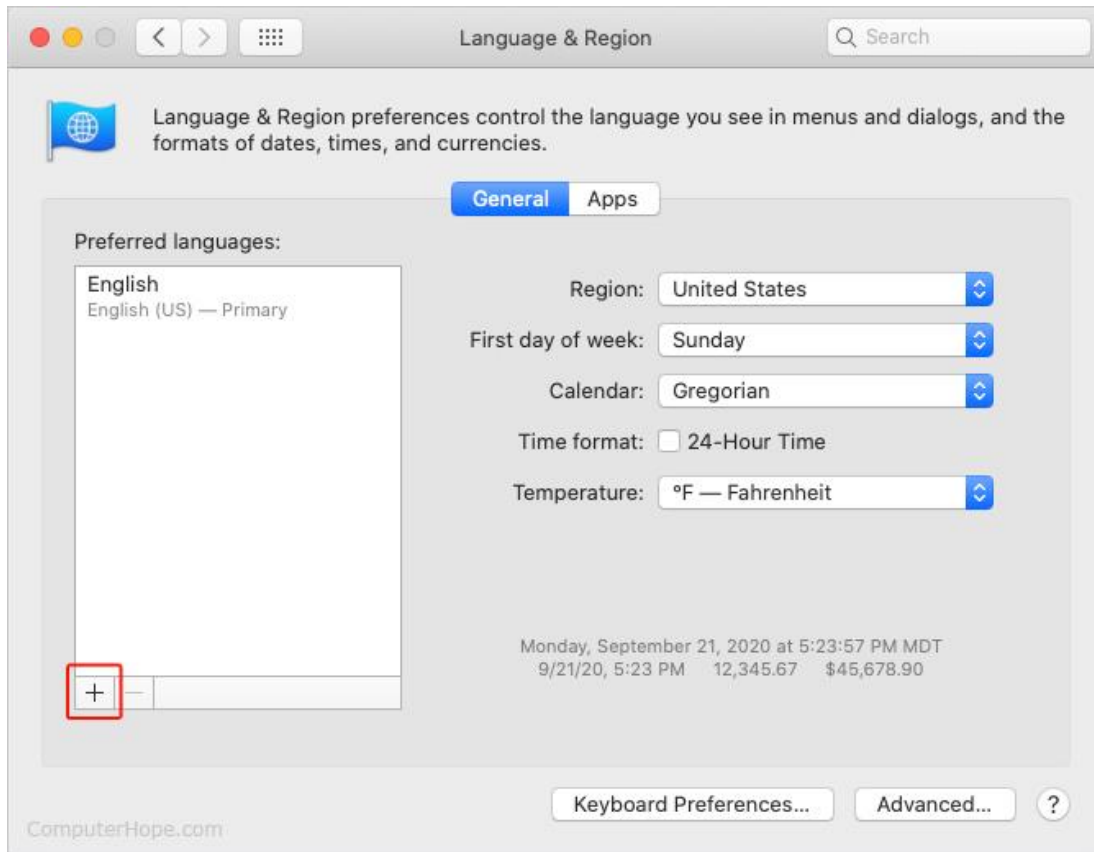
1. Dhinaca geeska bidix ee sare ee shaashadda, dhagsii astaanta Apple si aad u furto liiska Apple oona dooro **System Preferences**.



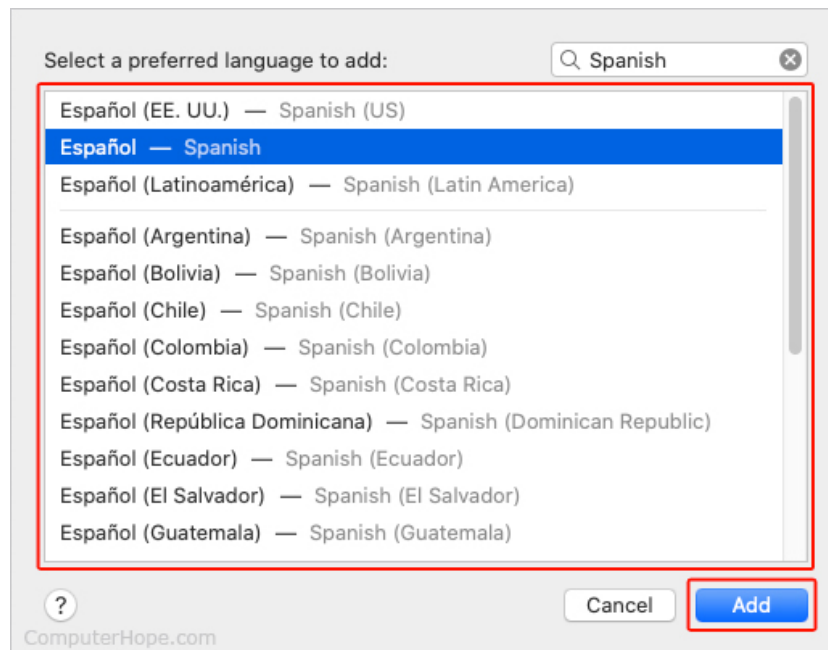
2. Guji **Language & Region** gudaha shaashada *System Preferences*.



3. Gudaha liiska *Language & Region*, ee hoosta **Preferred languages**, guji **+** sign ee xagga hoose ah.



4. Liiska hoos-u-dhaca, dooro luqad, ka dibna dhagsii badhanka **Add**.



5. Waa in si degdeg ah fariin lagugu soo diraa si aad ugubeddelato luqadda cusub. Haddii kale, guji-oona-jiid luqadda cusub xagga sare ee liiska ee shaashaddii hore (lagu muujiyay tallaabada 3).



6. Guji badhanka **Restart Now** si habaynta luqadda cusubi ay u hirgasho.

