

# Find and CIRCLE the words in the PUZZLE!



W	T	Y	J	S	K	C	A	R	T
L	R	T	D	W	L	C	S	N	Z
O	E	L	E	A	R	N	T	E	A
E	V	P	H	T	C	Y	A	C	M
B	I	W	Q	D	B	F	T	G	H
X	R	J	Z	B	U	N	I	M	A
K	D	S	P	A	S	S	O	P	Z
P	D	E	R	T	Y	U	N	I	O
G	L	H	I	T	R	A	I	N	X
S	Y	T	E	F	A	S	C	V	B




RTD



BUS



TRAIN



TRACKS



PASS



DRIVER



LEARN




SAFETY




STATION

## Ride Smart and Safe on RTD!



Name \_\_\_\_\_

# Be safe riding the train



At the station, stand behind the yellow safety line until the train stops.




If you need to cross the street after getting off the bus, wait until the bus drives away. It is dangerous to walk in front of an RTD bus! Look both ways before crossing the street.



Stay seated while the bus is moving. If you have to stand, hold on tightly to the pole and stay away from the doors.




Stay in your seat while the train is moving. If you have to stand, hold on tightly to the pole and stay away from the doors.



Trains are very quiet. Never walk, run, or play near tracks or trains.


# Be safe riding the bus




Stand away from the curb near the red RTD bus sign while waiting for the bus. Wait until the bus stops and the doors open before getting on.



It is very dangerous to throw anything at a bus, train, or on the train tracks.



Before you cross train tracks, listen carefully and look both ways. If you see flashing lights or hear bells, that means a train is nearby. Once the train has passed, wait for the bells and flashing lights to stop and the gate arms to go up - it is now safe to cross the tracks.



Find your way through the maze. Make sure to get off your bike, scooter, or skateboard before you cross the tracks.



Wires over train tracks have electricity to power the trains and must never be touched. Keep everything away from wires, including your hands, your kites, and your toys.